

RESC MAGNET SCHOOL OPERATORS FY 25 FUNDING

OPERATORS RECEIVE LESS TUITION & MORE GRANT \$

- **Tuition from sending towns:** Capped at 58% of FY 24 tuition
- **Grant:** A new state grant sufficient to ensure that FY 25 per student revenue is at least equal to FY 24

CALCULATING THE NEW GRANT

$$\text{Revenue} = \text{Tuition} + \text{Grant}$$

STEP 1: Calculate the Full Weighted Student Grant Amount, which is similar to the ECS formula

\$11,525

ECS Foundation



WEIGHTED STUDENTS

Operator's # of students adjusted upward for student need and, if applicable, Sheff region location (see next page)



STEP 2: Compute the grant without any hold harmless provision

Grant at FY 24 Rate
+
42% of the difference between the Grant at FY 24 Rate & Full Weighted Student Grant Amount

What the grant would be, if the FY 24 per pupil grant rate were applied to FY 25 enrollment (see next page)

STEP 3: Ensure no operator "loses" funding, on a per-student basis

If FY 24 per-student revenue is....

More than the Step 2 Amount plus FY 25 tuition, per student



OPERATOR RECEIVES THE STEP 2 AMOUNT + \$ NEEDED TO REACH FY 24 PER-STUDENT REVENUE

The operator receives the same per-student revenue as FY 24.



Less than the Step 2 Amount plus FY 25 tuition, per student



OPERATOR RECEIVES THE STEP 2 AMOUNT

The operator receives a per-student revenue increase.

RESC MAGNET SCHOOL OPERATORS FY 25 FUNDING (CONTINUED)

WEIGHTED STUDENTS CALCULATION



TOTAL STUDENTS

Enrolled at the operator's schools



+ 30% * LOW-INCOME STUDENTS

Students who receive free and reduced price lunch (FRPL)



+ 25% * ENGLISH LEARNERS

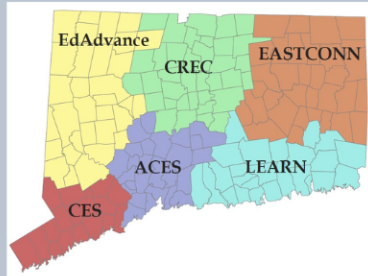
+ LOW-INCOME CONCENTRATION

15% * The number of FRPL students who put an operator above 60% FRPL

+ SHEFF BONUS

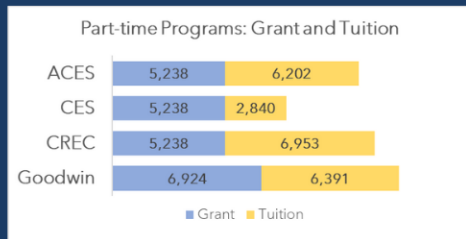
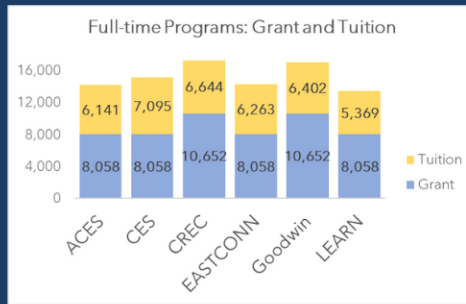
30% * Total Students, for Sheff region operators

RESC MAGNET OPERATORS AND STUDENTS



- Five RESC operators: CREC, ACES, LEARN, CES, and EASTCONN
- Goodwin University (not a RESC but operates magnet schools)
- CREC enrolls 65% of students
- 13,809 students total in FY 24
- 94% in full-time programs

FUNDING PER STUDENT IN FY 24



- Charts are for K-12 students. The tuition components show simple averages for each operator.
- For preschool students, RESC magnet grant amounts are the same while tuition is lower and generally paid by parents.

WHAT HAPPENS IN FY 26 AND BEYOND

- **Grant:** No statutory formula in place
- **Tuition:** Remains at FY 25 level (which is reduced from FY 24)

