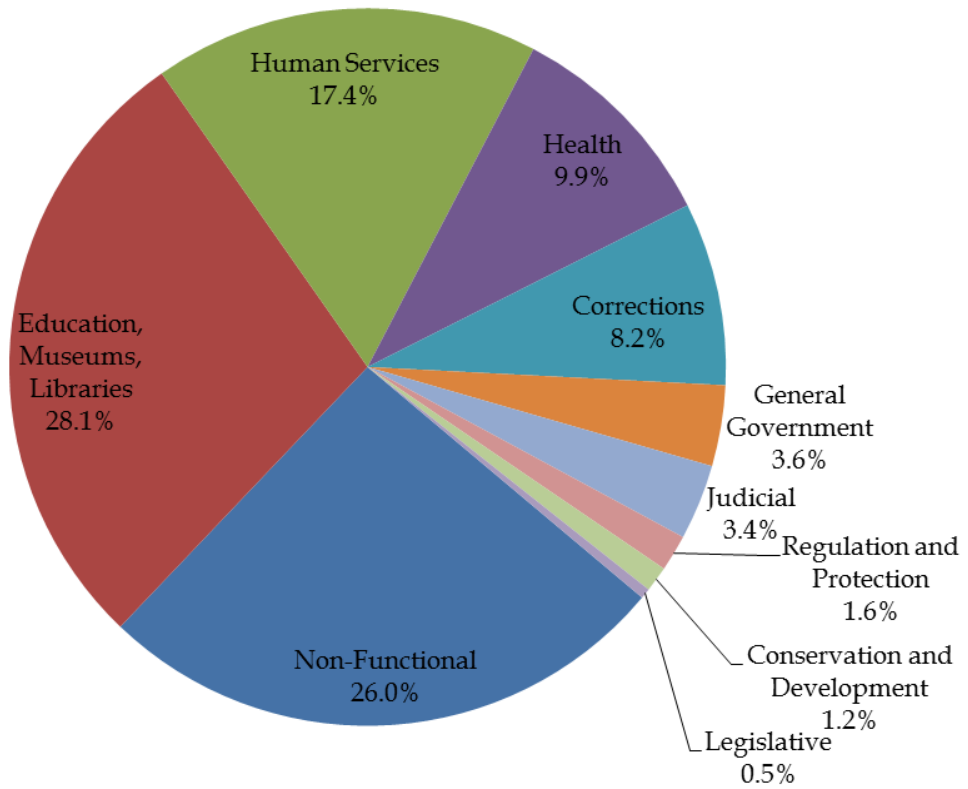


II. GENERAL FUND

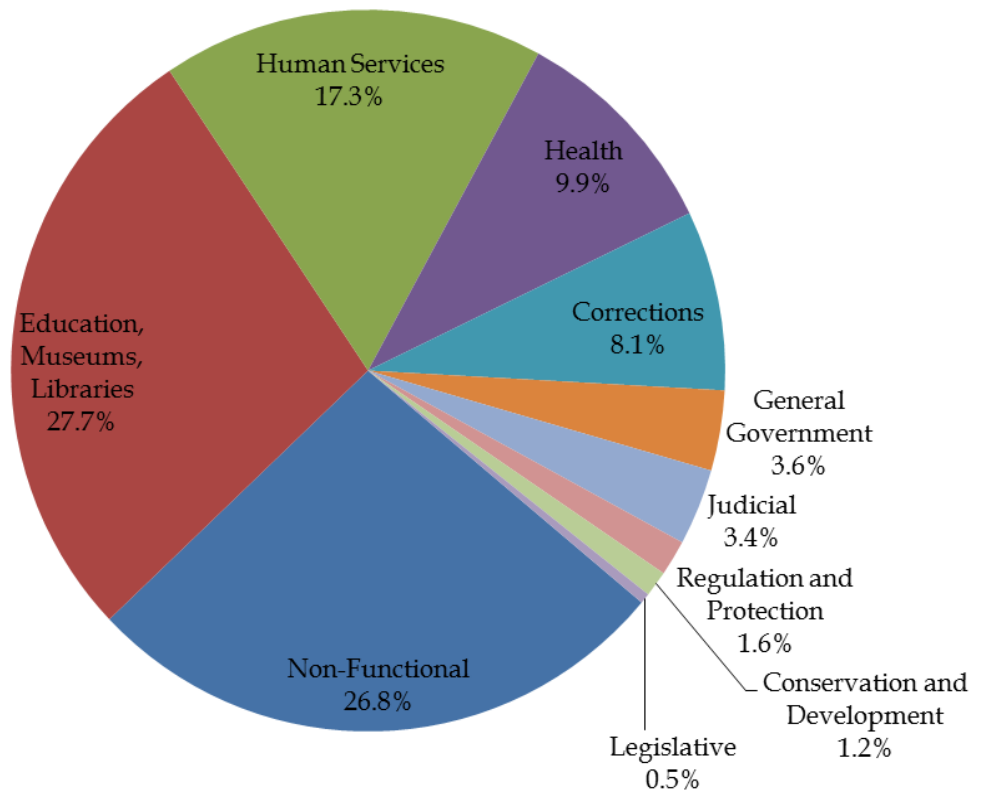
FY 16 and FY 17 General Fund Appropriations (by function of government - in millions)

Function of Government	FY 16 \$	% of Total	FY 17 \$	% of Total
Non-Functional	4,775.7	26.0%	5,066.9	26.8%
<i>Fringe Benefits</i>	2,737.7	14.9%	2,887.9	15.3%
Education, Museums, Libraries	5,166.4	28.1%	5,242.5	27.7%
<i>Elementary Education</i>	4,073.4	22.2%	4,134.9	21.9%
<i>Higher Education</i>	641.4	3.5%	652.9	3.5%
Human Services	3,196.2	17.4%	3,273.8	17.3%
<i>Medicaid</i>	2,468.4	13.4%	2,542.8	13.4%
<i>Disproportionate Share</i>	108.9	0.6%	108.9	0.6%
<i>Temporary Assistance to Families</i>	99.4	0.5%	98.9	0.5%
Health	1,817.4	9.9%	1,872.7	9.9%
Corrections	1,514.8	8.2%	1,524.2	8.1%
General Government	670.0	3.6%	680.5	3.6%
Judicial	625.4	3.4%	647.7	3.4%
Regulation and Protection	301.0	1.6%	302.6	1.6%
Conservation and Development	211.3	1.2%	218.9	1.2%
Legislative	83.9	0.5%	87.1	0.5%
Gross Total	18,362.2		18,916.9	
Lapses	(200.6)		(205.7)	
NET TOTAL	18,161.6		18,711.2	

**FY 16 General Fund Appropriations
(by function of government)**

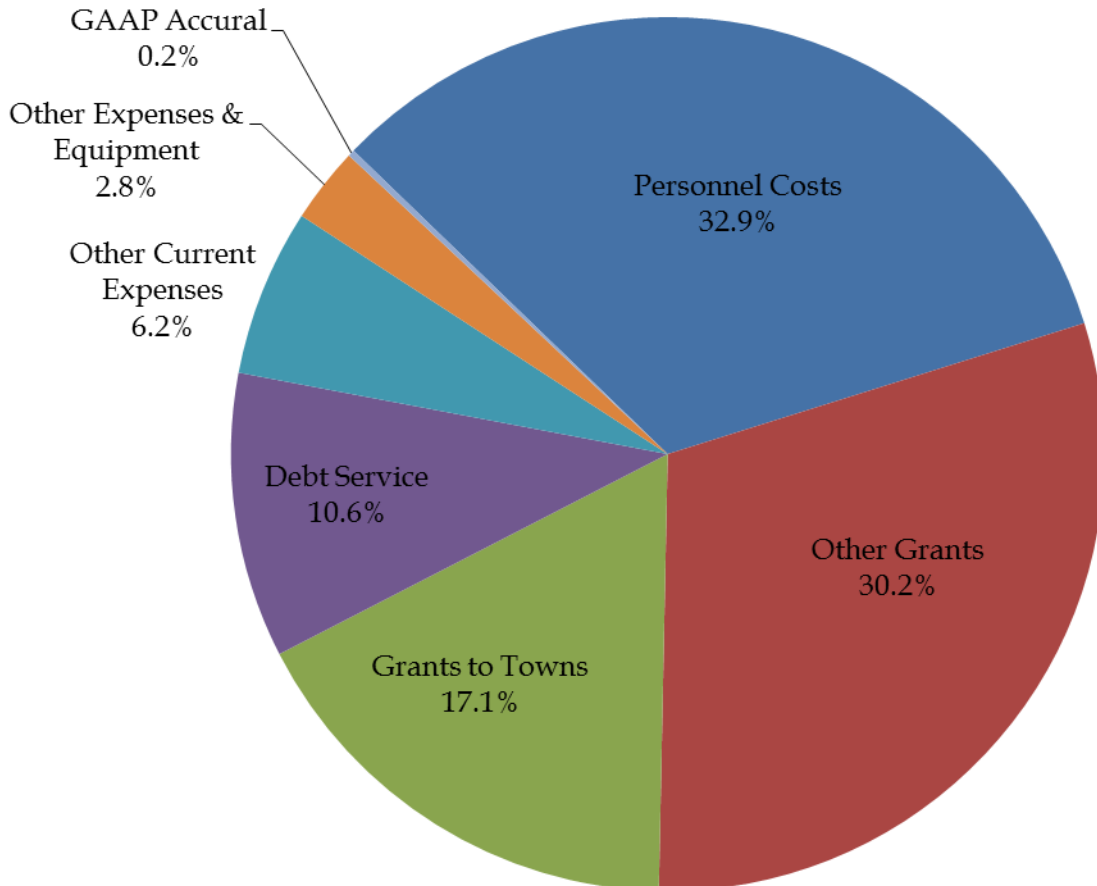


**FY 17 General Fund Appropriations
(by function of government)**



**FY 16 General Fund Appropriations
(by expenditure type - in millions)**

Expenditure Type	FY 16 \$	% of Total
Personnel Costs	6,047.0	32.9%
<i>Fringe Benefits</i>	2,737.7	14.9%
Other Grants	5,540.1	30.2%
<i>Medicaid</i>	2,468.4	13.4%
<i>Teacher's Retirement: Pension & Health</i>	995.7	5.4%
Grants to Towns	3,141.5	17.1%
<i>Education Equalization Grants</i>	2,155.8	11.7%
<i>Magnet Schools</i>	328.4	1.8%
<i>PILOTS - State Owned & Private</i>	233.1	1.3%
Debt Service	1,937.6	10.6%
Other Current Expenses	1,137.3	6.2%
Other Expenses & Equipment	514.0	2.8%
GAAP Accrual	44.8	0.2%
Gross Total	18,362.2	100.0%
Lapses	(200.6)	
NET TOTAL	18,161.6	



**FY 17 General Fund Appropriations
(by expenditure type - in millions)**

Expenditure Type	FY 17 \$	% of Total
Personnel Costs	6,305.3	33.3%
<i>Fringe Benefits</i>	2,887.9	15.3%
Other Grants	5,711.4	30.2%
<i>Medicaid</i>	2,542.8	13.4%
<i>Teacher's Retirement: Pension & Health</i>	1,032.3	5.5%
Grants to Towns	3,162.3	16.7%
<i>Education Equalization Grants</i>	2,172.5	11.5%
<i>Magnet Schools</i>	325.0	1.7%
<i>PILOTS - State Owned & Private</i>	233.1	1.2%
Debt Service	2,053.1	10.9%
Other Current Expenses	1,141.3	6.0%
Other Expenses & Equipment	521.1	2.8%
GAAP Accrual	22.4	0.1%
Gross Total	18,916.9	100.0%
Lapses	(205.7)	
NET TOTAL	18,711.2	

