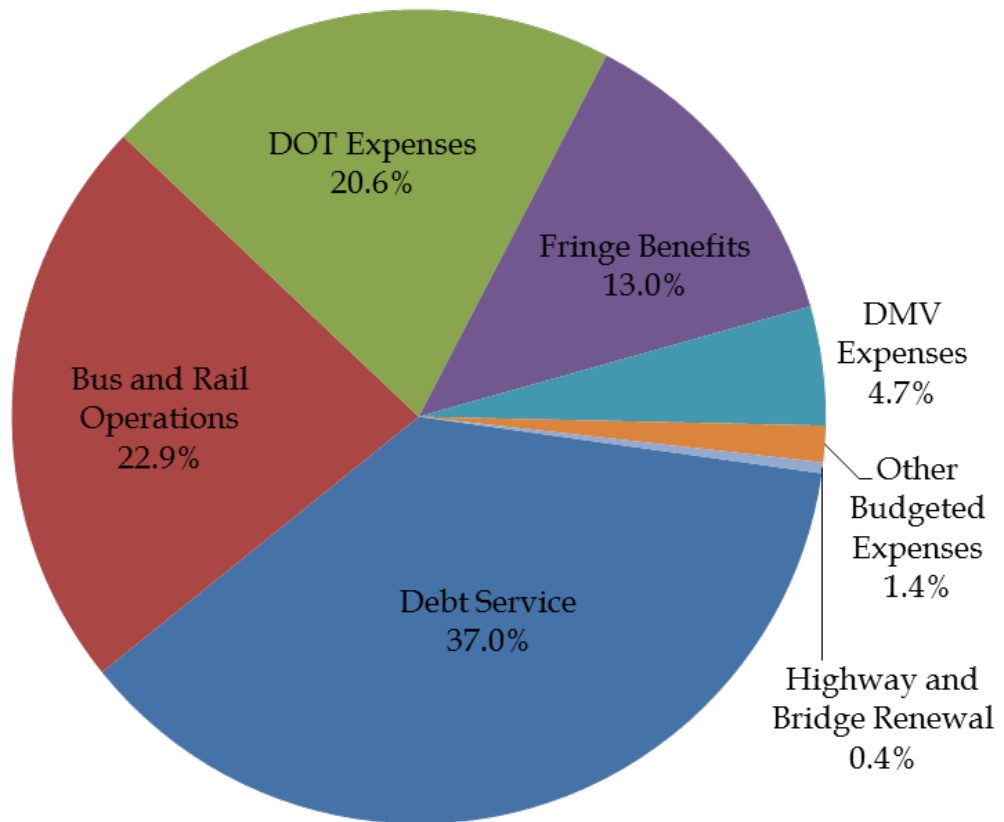


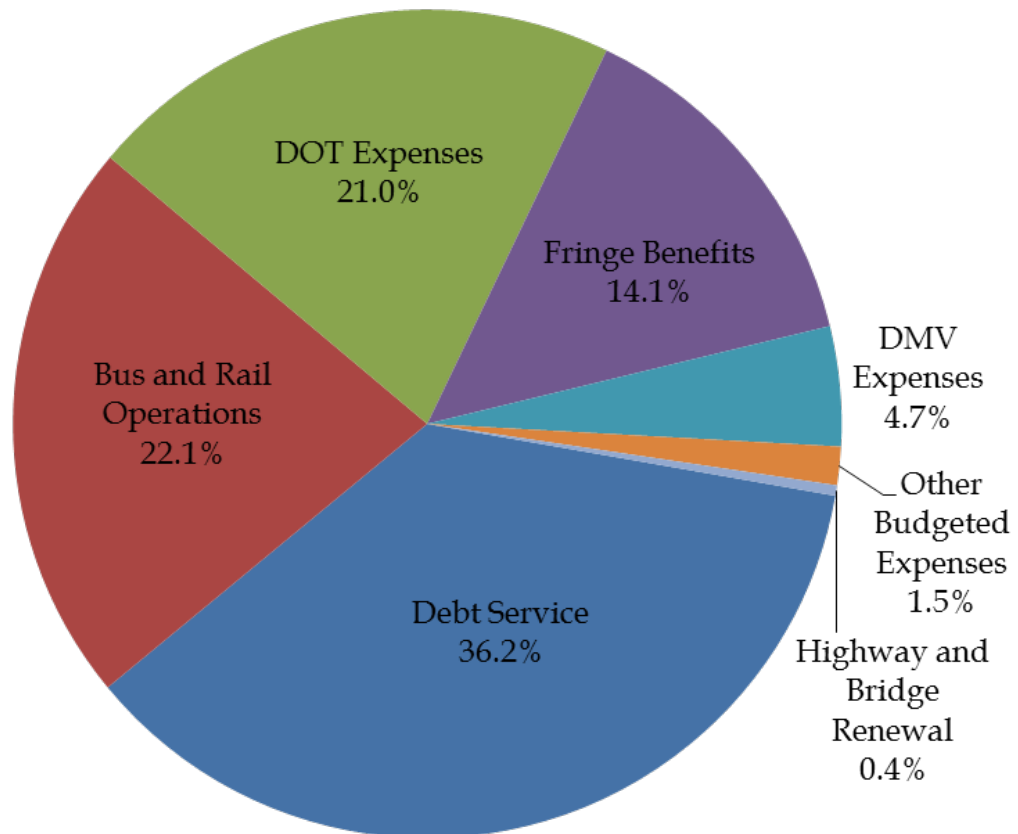
**FY 14 Transportation Fund Appropriations**  
(by expenditure type - in millions)

<b>Expenditure Type</b>	<b>FY 14 \$</b>	<b>% of Total</b>
Debt Service	463.8	37.0%
Bus and Rail Operations	286.8	22.9%
DOT Expenses	257.8	20.6%
Fringe Benefits	163.0	13.0%
DMV Expenses	59.2	4.7%
Other Budgeted Expenses	18.1	1.4%
Highway and Bridge Renewal	5.4	0.4%
<b>Gross Total</b>	<b>1,254.2</b>	
Lapses	(11.0)	
<b>NET TOTAL</b>	<b>1,243.2</b>	



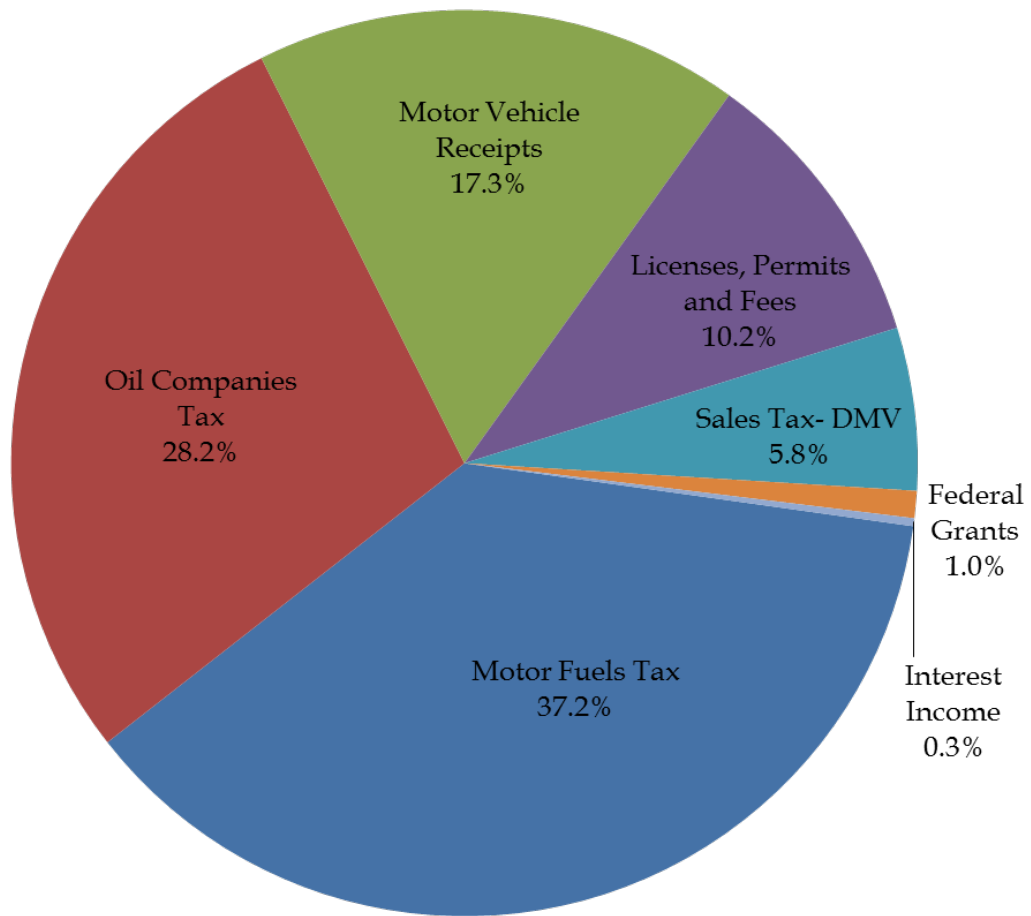
**FY 15 Transportation Fund Appropriations**  
(by expenditure type - in millions)

<b>Expenditure Type</b>	<b>FY 15 \$</b>	<b>% of Total</b>
Debt Service	483.2	36.2%
Bus and Rail Operations	294.7	22.1%
DOT Expenses	280.0	21.0%
Fringe Benefits	187.8	14.1%
DMV Expenses	62.2	4.7%
Other Budgeted Expenses	20.0	1.5%
Highway and Bridge Renewal	5.4	0.4%
<b>Gross Total</b>	<b>1,333.3</b>	
Lapses	(11.0)	
<b>NET TOTAL</b>	<b>1,322.3</b>	



**FY 14 Transportation Fund Revenue**  
(by revenue item - in millions)

<b>Revenue Item</b>	<b>FY 14 \$</b>	<b>% of Total</b>
Motor Fuels Tax	502.9	37.2%
Oil Companies Tax	380.7	28.2%
Motor Vehicle Receipts	234.0	17.3%
Licenses, Permits and Fees	138.5	10.2%
Sales Tax- DMV	78.4	5.8%
Federal Grants	13.1	1.0%
Interest Income	3.8	0.3%
<b>Gross Total</b>	<b>1,351.4</b>	
Less Refunds & Credits	(107.7)	
<b>NET TOTAL</b>	<b>1,243.7</b>	



**FY 15 Transportation Fund Revenue**  
(by Revenue Item – in millions)

Revenue Item	FY 15 \$	% of Total
Motor Fuels Tax	499.1	36.9%
Oil Companies Tax	379.1	28.0%
Motor Vehicle Receipts	237.5	17.6%
Licenses, Permits and Fees	139.1	10.3%
Sales Tax- DMV	79.9	5.9%
Federal Grants	13.1	1.0%
Interest Income	4.1	0.3%
<b>Gross Total</b>	<b>1,351.9</b>	
Less Refunds & Credits	(29.2)	
<b>NET TOTAL</b>	<b>1,322.7</b>	

