

UConn

Budget Overview Presentation

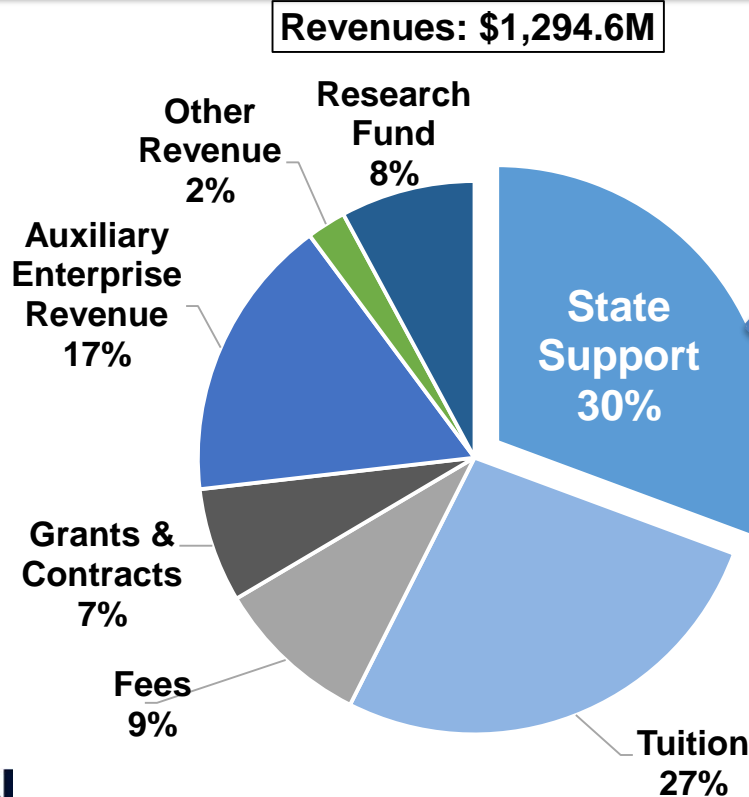
November 20, 2015

# UConn Budget by the Numbers

## **UConn is a complex, decentralized institution supporting the following:**

- \$1.3B Operating Budget
- 6 Campuses (Storrs, Avery Point, Hartford, Stamford, Torrington, and Waterbury)
- 10 Schools and Colleges
- 458 distinct departments
- 70 Centers and Institutes
- 10,000 accounts
- 276 Fiscal Officers
- 294 Expense and 142 Revenue Categories
- 23 unique fringe rates
- 7 Bargaining Units

# State Support is 30% of UConn's FY16 Operating Budget



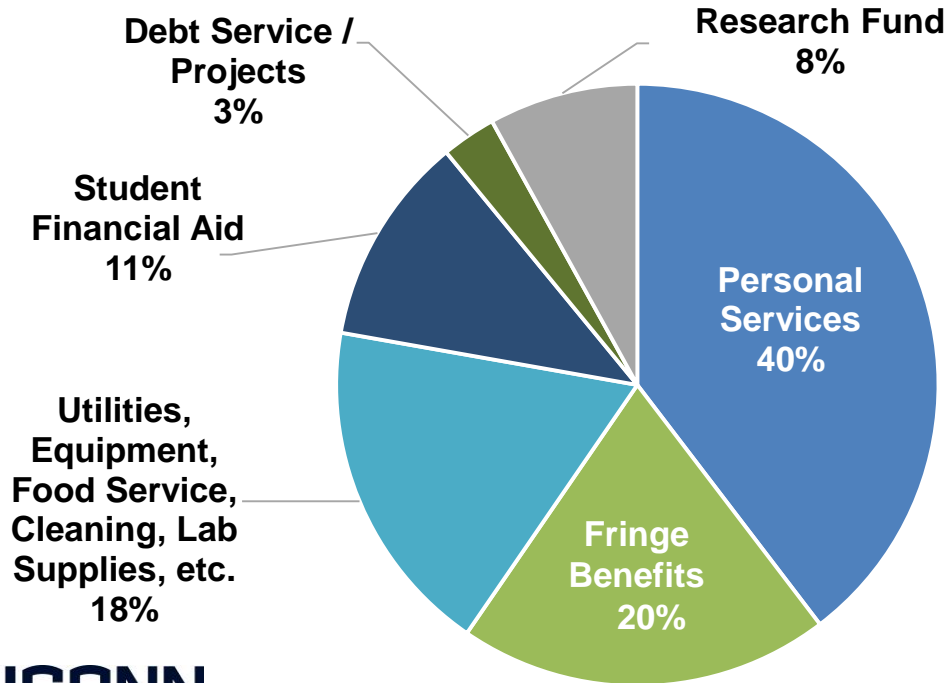
## State Support comes in two ways:

1. State Appropriation = \$243.2M
2. Reimbursement for Fringe = \$153.5M
3. Total = \$396.7M

Numbers from approved budget and do not account for loss of \$5.5M in State Cuts to date.

# UConn FY16 Operating Budget Expenses

Expenses: \$1,292.4M



## Personnel Breakdown – 60% (Personal Services and Fringe)

Faculty	41%
Professional Staff	33%
Police/Fire/Facilities/etc.	13%
Graduate Assistants	5%
Leadership	2%
Other (student labor, temps, etc.)	6%

# State Support vs Mandated Salary/Fringe Increases

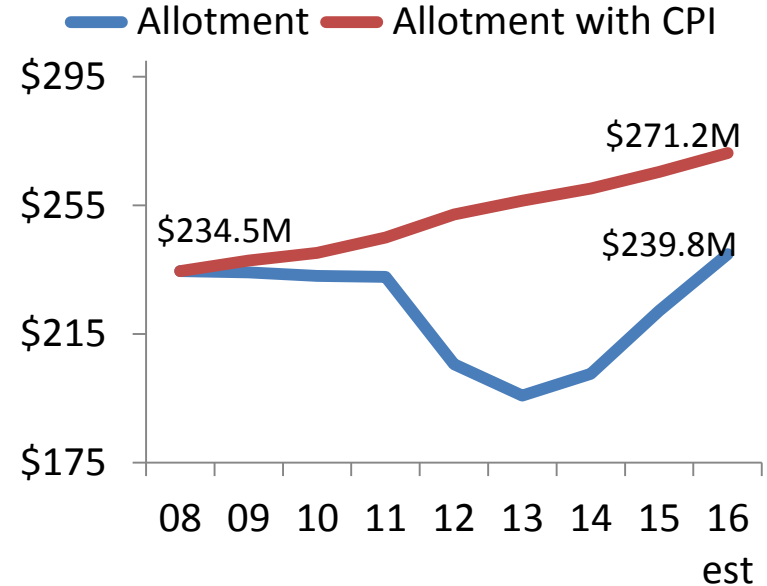
Since FY13, growth in State funding has been \$32.4M less than mandatory salary & fringe increases.

\$ Millions	FY13	FY14	FY15	FY16	TOTAL
<b>Mandatory Increases</b>					
Contractual Wage Increases	\$0.0	\$17.0	\$19.6	\$23.8	<b>\$60.4</b>
Healthcare and Retirement Increases	\$11.2	\$21.1	\$2.7	\$14.1	<b>\$49.1</b>
<b>Total Mandatory Increases</b>	<b>\$11.2</b>	<b>\$38.1</b>	<b>\$22.3</b>	<b>\$37.9</b>	<b>\$109.5</b>
<b>State Support Increase</b>	<b>\$6.1</b>	<b>\$19.6</b>	<b>\$20.2</b>	<b>\$31.2</b>	<b>\$77.1</b>
<b>Funding Gap</b>	<b>(\$5.1)</b>	<b>(\$18.5)</b>	<b>(\$2.1)</b>	<b>(\$6.7)</b>	<b>(\$32.4)</b>


# Trends in State Funding

Fiscal Year	Approp (\$M)	Actual Allotment (\$M)	Reductions (\$M)	% Perm Employees Funded by Allotment
'09	\$247.9	\$234.1	\$13.8	70%
'10	235.3	233.0	2.3	73%
'11	233.0	232.6	0.4	68%
'12	207.7	205.6	2.1	61%
'13	206.1	195.8	10.3	57%
'14	203.4	202.6	0.8	53%
'15	229.6	222.2	7.4	56%
'16 est	243.2	239.8	3.4	~58%
Total Reductions		Approximately \$40M or \$59M w/FB		
		+ \$23M of Fund Balance Sweeps		

- More UConn tuition, fees & other revenues are required to provide support for employees & the increase in students since FY08



# Budget Process and Timing of State Budget



# Budget Challenges for UConn

- In FY16, State support has already been reduced by \$5.5M and UConn is concerned about additional mid-year rescissions
- There are many unknowns in FY17:
  - State Support
  - Tuition rates must be set and approved for FY17 and beyond
  - Collective bargaining
  - Fringe rates continue to rise, over which UConn has no control



# UConn FY17 Operating Budget Projection

- Current FY17 Projected Budget Gap is \$40.2M
- UConn is bracing for additional cuts in FY16 and a lower appropriation for FY17 due to recent State budget news

# QUESTIONS?