

ADDENDUM



Landscape of Early Childhood Emotional/Mental Health Services in CT

- **Provider Training:**
 - CT AIMH trainings and Endorsement
- **Promotion:**
 - Home visiting – PAT
- **Prevention:**
 - Home visiting – HFA, NFP
 - Early care and education – Pyramid Model, Therapeutic Childcare
- **Early Identification/Screening/Assessment:**
 - Sparkler (Ages and Stages)
 - MLDA (CT AIMH pilot)
 - Referral: 211 Child Development InfoLine - Help Me Grow
- **Early Intervention:**
 - Birth to Three
 - Mind Over Mood
 - ACCESS Mental Health for Youth
 - Early Childhood Consultation Partnership



Landscape of Early Childhood Services in CT - continued

- Intermediate Level Services:

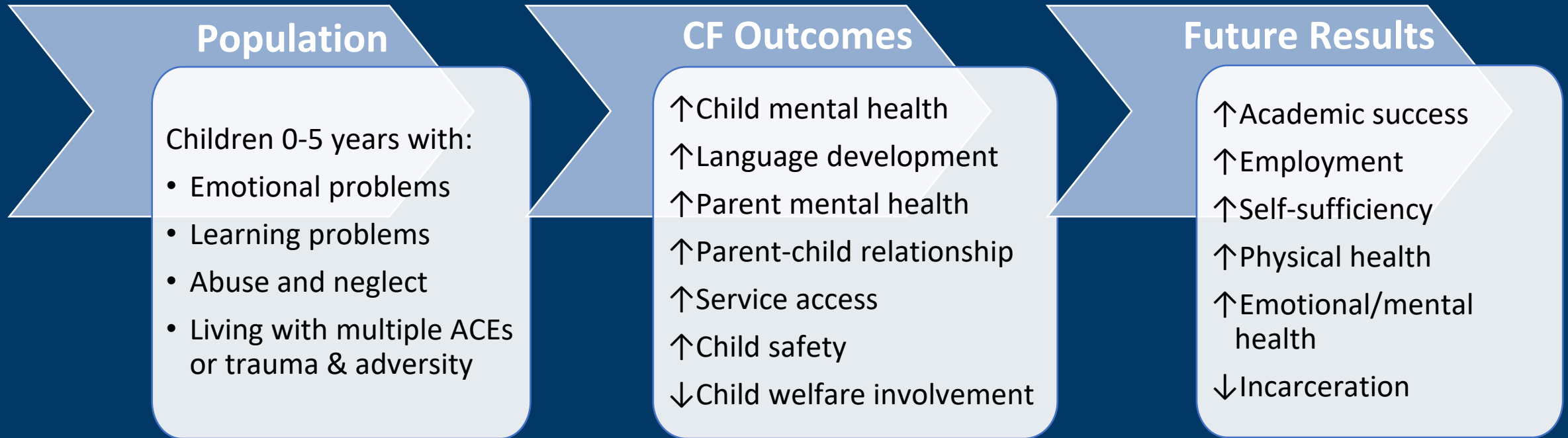
- Child Guidance Centers, FQHCs, and Training Clinics
 - Triple P
 - Circle of Security
 - CPP and ARC trained clinicians

- Intensive Home-Based Treatment:

- Child First
- Family-Based Recovery
- Safe Baby Court

- Strong Promotion, Prevention, Referral, and Early Intervention
- Major gaps exist for all Intermediate and Intensive Treatment Services
- Extremely difficult to find any early childhood services in the existing Mental Health web-based inventories in CT.

Trajectory of Children Served by Child First

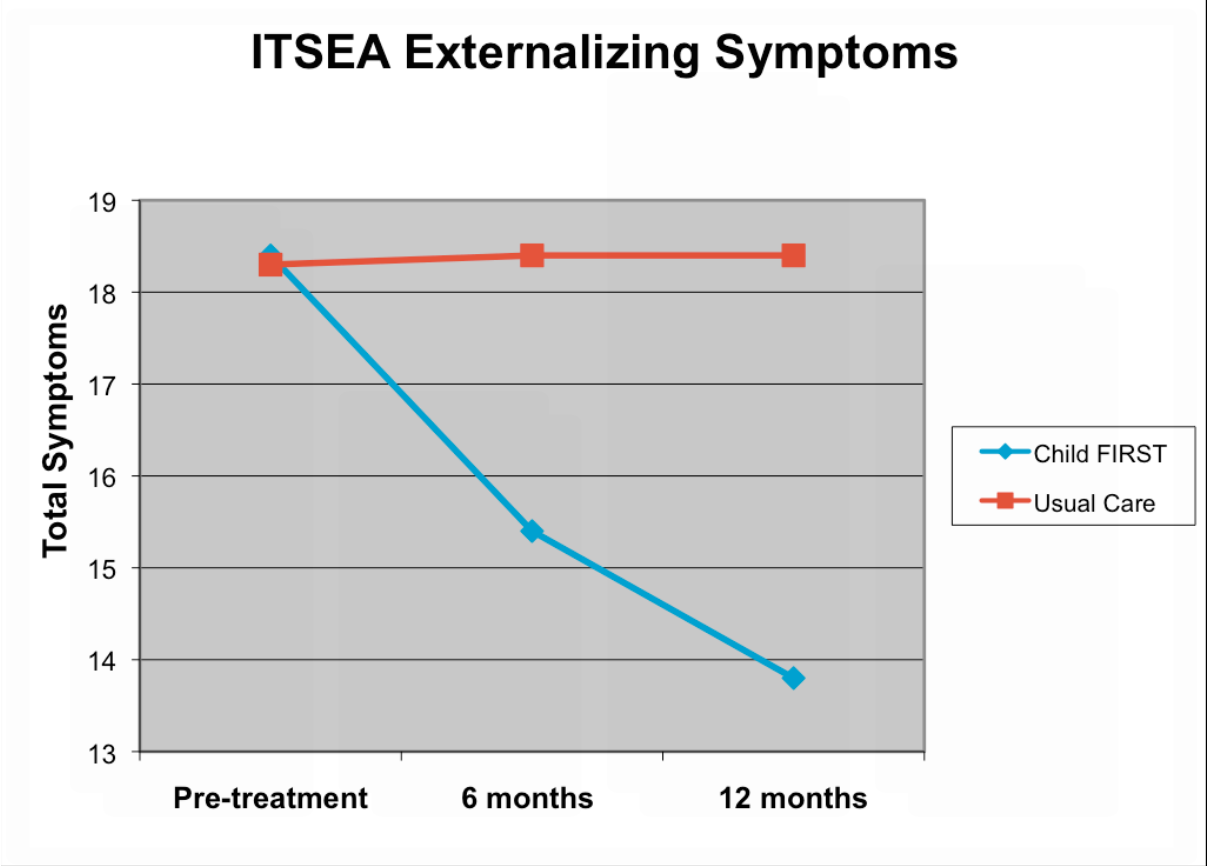


Child First Randomized Controlled Trial

[*Child Development*, January/February 2011]

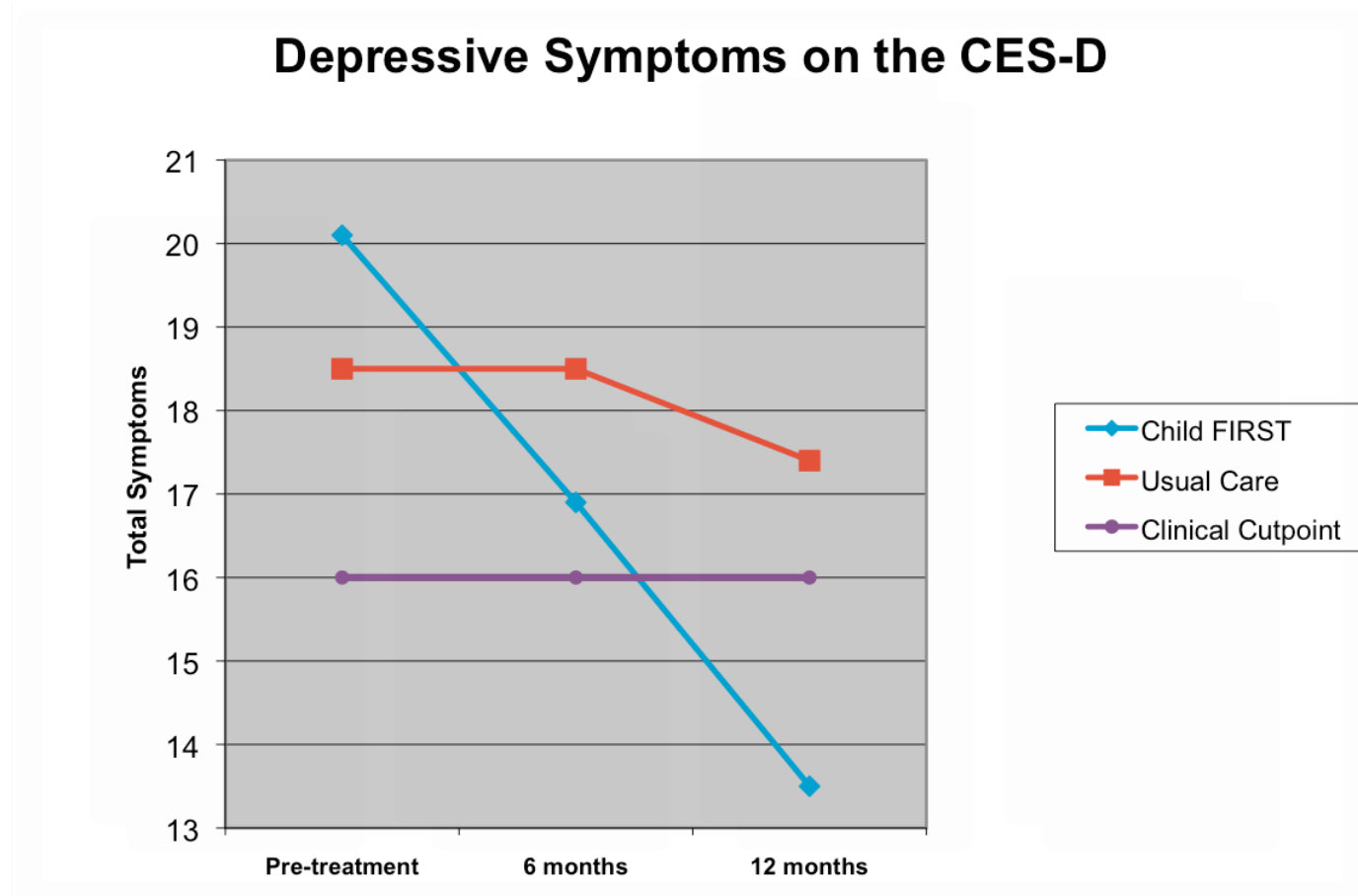
- **Ethnicity/Race:**
 - 59% Latino, 30% Black, 7% Caucasian
- **Family Challenges:**
 - 94% public assistance
 - 67% unmarried
 - 64% unemployed
 - 54% depression
 - 53% did not complete high school
 - 44% history of substance abuse
 - 25% history of homelessness

Child Mental Health Problems



42% decrease in aggression, defiance, impulsiveness

Maternal Depression



64% less likely to have depression or mental health problems

Child First Results of RCT: 12 Month Follow-up

- Child FIRST children were significantly less likely to have **aggressive and defiant behaviors**. (Odds ratio = 4.8)
- Child FIRST children were significantly less likely to have **language problems**. (Odds ratio = 4.2)
- Child FIRST mothers had significantly lower levels of **depression and mental health problems**. (Odds ratio = 4.1)
- Child FIRST families were significantly less likely to be involved with **child protective services** by parent report. (Odds ratio = 4.1)
- Child FIRST families had markedly increased access to **community-based services** (91% vs. 33%).
- Child FIRST families had very high **parent satisfaction**. (Mean of 4.6 of 5)

National Demographics/Population/Need

Maternal Depression	<p>52% of mothers in Early Head Start</p> <p>https://eclkc.ohs.acf.hhs.gov/mental-health/article/five-action-steps-address-maternal-depression-head-start-programs</p>
Substance Use Disorder	<p>20.4 million/year 18 or older (2019)</p> <p>8.3 million had a past year illicit drug use disorder</p> <p>2.4 million had both an alcohol use disorder and an illicit drug use disorder</p> <p>https://www.samhsa.gov/data/sites/default/files/reports/rpt29393/2019NSDUHFFRPD-FWHTML/2019NSDUHFFR090120.htm</p>
Domestic Violence	<p>10 million/year</p> <p>Huecker MR, King KC, Jordan GA, et al. Domestic Violence. [Updated 2021 Apr 19]. In: StatPearls [Internet]. Treasure Island (FL): StatPearls Publishing; 2021 Jan-. Available from: https://www.ncbi.nlm.nih.gov/books/NBK499891/</p>
Homelessness	<p>180,413 people in families with children (2018)</p> <p>The National Alliance to End Homelessness (NAEH) released its annual report, The State of Homelessness in America, using data from HUD's annual Point-in-Time Count. https://endhomelessness.org/homelessness-in-america/homelessness-statistics/state-of-homelessness-2020/</p>