

2012 Program Report Card: Adult Probation – (Judicial Branch)

Quality of Life Result: Connecticut families live in safe communities.

Contribution to the Result: The purpose of the Adult Probation program is to reduce the risk of recidivism, engage offenders in meaningful services, and ensure compliance with court orders thereby increasing the safety of communities.

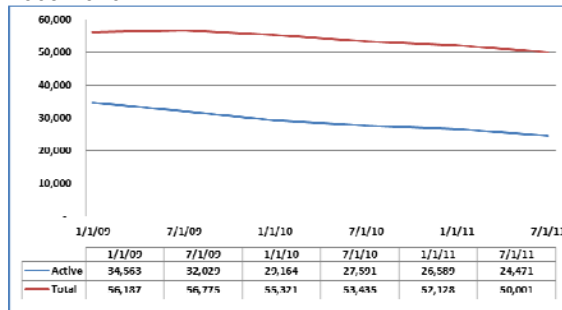
| Program Expenditures | State Funding | Federal Funding | Other Funding | Total Funding |
|----------------------|---------------|-----------------|---------------|---------------|
| Actual FY 11 | \$57,367,325 | \$0 | \$2,166,762 | \$59,534,087 |
| Estimated FY 12 | \$57,500,000 | | \$2,288,384 | \$59,788,384 |

*Adult Probation is supported by contracted treatment programs and services that receive funding from the Judicial Branch estimated at \$31.9m.

Partners: Criminal Justice System (Judges, prosecutors, public defenders / private attorneys), Treatment providers, other state agencies (DMHAS, DOC, DSS, DCF), Family members, State and Local business officials

How Much Did We Do?

Total and Active Probation Population Counts, 2009-2010

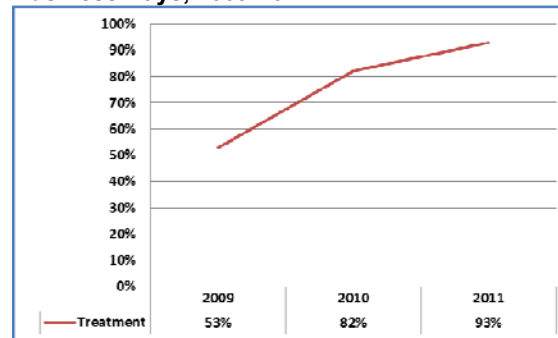


Story behind the baseline: Research in Connecticut suggests that manageable probation caseloads contribute to reductions in technical violations and re-arrest. Several factors, both legislatively- and agency-driven, have resulted in a eleven percent drop in the total number of people on probation and a 29 percent drop in the number of people under active probation supervision. During this period, the average caseload for an adult probation officer dropped from 91cases to 61 cases per officer.

Trend: ▲

How Well Did We Do It?

Probationers Starting Treatment within 30 Business Days, 2009-2011

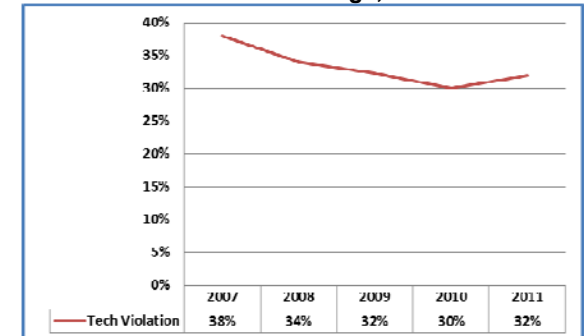


Story behind the baseline: Research suggests that timely access to appropriate treatment services is a contributing factor to positive offender behavior change. Through several operational initiatives, as well as greater collaboration with contracted treatment providers, the percentage of probationers who start treatment within 30 days after a case plan is established has increased by 40 percentage points in the past three years. This rise can be attributed to emphasizing the importance of attending treatment during the initial period of probation.

Trend: ▲

How Well Did We Do It?

Technical Violation Percentage, 2007-2011



Story behind the baseline: A Technical violation of probation involves the violation of probation conditions other than a new arrest (e.g. positive urinalysis, absconding, and treatment refusal). The general trend for this measure is down, though there was a slight increase in technical violations in 2011. Adult Probation Officers are encouraged to utilize graduated sanctions, such as increased reporting, additional treatment requirements, and electronic monitoring, prior to pursuing a violation of probation warrant.

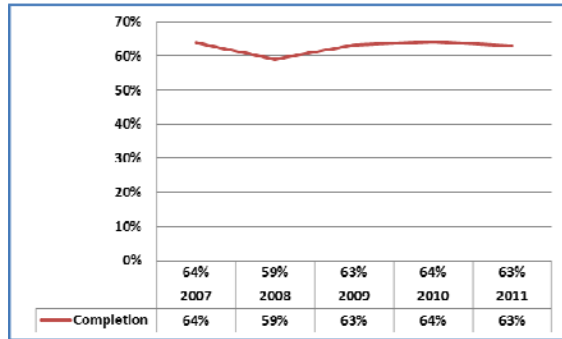
Trend: ◀▶

2012 Program Report Card: Adult Probation – (Judicial Branch)

Quality of Life Result: Connecticut families live in safe communities.

Is Anyone Better Off?

Probation Completion Rate, 2007-2011

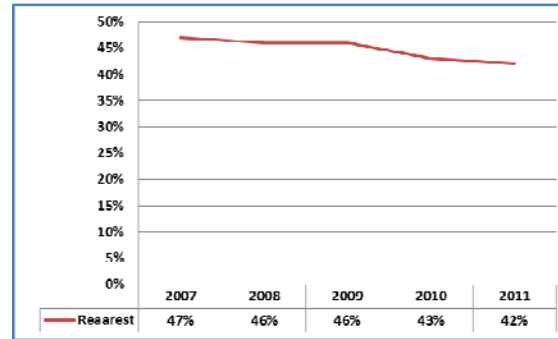


Story behind the baseline: This indicator measures the percent of probationers who complete probation without any violation or arrest activity. This trend has remained stable in four of the past five years and continues to measure above the national average of 59-62 percent (Bureau of Justice Statistics).

Trend: ◀▶

Is Anyone Better Off?

Probationer 24-Month Re-arrest Rate, 2007-2011



Story behind the baseline: Re-arrest rates are one of the best indicators of long-term behavior change in probationers. This indicator presents the rate at which probationers are re-arrested 24-months after beginning a probation sentence. Since 2009, re-arrest rates have shown a downward trend. In fact, the 42 percent re-arrest rate for 2011 is the lowest re-arrest rate on record since this measure was introduced in 2006. A one percentage point drop in the re-arrest rate, sustained over a full year, results in approximately 280 fewer persons recidivating annually (based on 28,000 new probationers per year).

Trend: ▲

Proposed Actions to Turn the Curve:

- The Judicial Branch will continue to stress the importance of graduated sanctions and the consistent application of operational policy, as well as the use of specialized caseloads for technical violators;
- Continued use of Early Termination of Probation as an incentive to increase compliance and behavior change;
- Lowering caseloads and adding client engagement strategies in conjunction with evidence-based programs will be the foundation of continued efforts to reduce long term probationer re-arrest rates.

Data Development Agenda:

- Create a data-exchange agreement with DOL to track employment retention and income of probationers who obtain employment while under supervision
- Add data elements to CSSD's Case Management Information System to allow for more dynamic tracking of employment over time