

2013 Program Report Card: Abuse Investigation Division (OPA)

Quality of Life Result: All adults with intellectual disability are safe and secure.

Contribution to the Result: The Abuse Investigation Division (AID) ensures that allegations of abuse and neglect with respect to adults with intellectual disability are promptly and thoroughly investigated, and that when abuse or neglect is substantiated, Protective Service Plans (PSPs) are initiated through appropriate service agencies in order to remedy conditions and protect victims. If a situation of immediate jeopardy is reported, AID initiates a request for an Immediate Protective Service Plan (IPSP) from the Department of Developmental Services (DDS), pending the results of a full investigation. In addition, AID maintains a central registry of allegations, and monitors the status of PSPs to ensure promised services are, in fact, being delivered, and to determine whether there is a continuing need for a formal protective service plan.

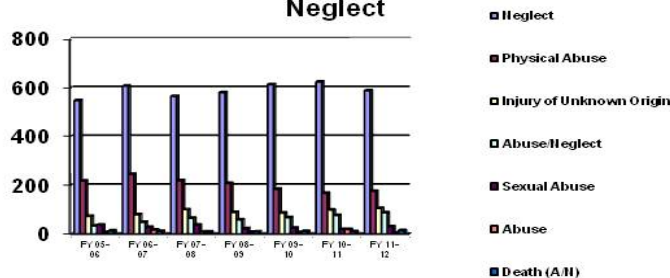
Program Expenditures	State Funding	Federal Funding	Other Funding	Total Funding
Actual FY 12	\$880,355	\$66,280	0	\$946,635
Estimated FY 13	\$847,749	\$63,825	0	\$911,574

Partners: Department of Developmental Services (DDS) and private providers licensed or contracted by DDS; State Prosecutors, Statutorily Mandated Reporters; State and local police agencies; probate courts; Departments of Public Health (DPH), Social Services (DSS) and Children and Families (DCF); Fatality Review Board for Persons with Disabilities (FRB); Office of the Chief Medical Examiner (OCME); Connecticut Sexual Assault Crisis Centers; local mental health authorities.

How Much Did We Do?

Reporting rates of selected, specific categories of abuse and neglect.

Rates of Selected Categories of Abuse and Neglect

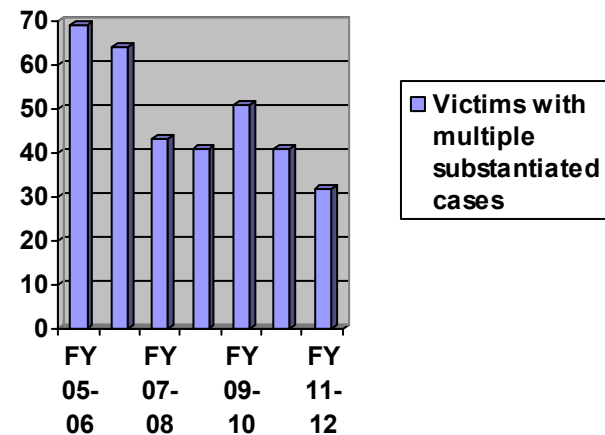


Story behind the baseline: Reporting of suspected abuse or neglect is a critical component in statewide efforts to remedy systems issues and protect against abuse and neglect. By tracking overall reporting activity, and focusing on particular categories, significant deviations from historical norms can be identified and further explanations sought. Identifying reporting patterns for particular categories of allegations also assists in developing systemic strategies for preventative efforts.

Trend: mixed ◀▶ Pretty stable.

How Well Did We Do It?

Abuse/neglect victims with multiple substantiated



cases.

2013 Program Report Card: Abuse Investigation Division (OPA)

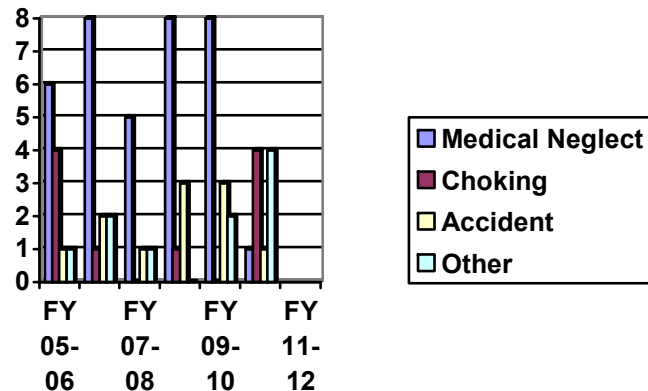
Quality of Life Result: All adults with intellectual disability are safe and secure.

Story behind the baseline: By focusing on the number of people who repeatedly become victims of abuse or neglect, this is one measure of the effectiveness of protective service interventions (PSPs). The decreasing number of repeat victims shown in this graph correlates to the establishment of a position within AID specifically dedicated to following up on PSPs. The one-year increase does not make a trend but we are aware of it. In addition, we are working to ensure individuals are provided with the appropriate services and supports to minimize the risk of re-victimization.

Trend: ▼

Is Anyone Better Off?

Types of abuse and neglect allegations linked to DDS client deaths.



Story behind the baseline: Since 2004, AID has been charged with conducting investigations into all DDS client deaths where abuse or neglect are suspected to have played a role. Although the absolute numbers are relatively small, analysis reflected in this measure has informed efforts to address systems. For instance, in response to several deaths that resulted from choking on food, AID

urged DDS to initiate training and policy reviews that resulted in stronger safeguards for people at risk of choking

Trend: ◀▶ The trend is mixed. Deaths due to medical neglect have been almost eliminated. Choking deaths are back to 2005—2006 levels.

Proposed Actions to Turn the Curve: Quarterly meetings with the Department of Developmental Services to discuss trends and ways to better ensure the safety of their clients. Issuance of periodic reports regarding trends in allegations. Ongoing communication with regulatory agencies such as the Department of Public Health about the need for nursing homes to be competent to care for persons with intellectual disability.

Develop additional data on the length of time PSPs must remain under active monitoring, and identifying any regional or programmatic variables. This information will inform discussions with DDS and other partners. Continue to press for effective and timely PSPs during quarterly meetings with the Commissioner of DDS and his executive team.

Data Development Agenda: AID is working to improve its internal database to ensure that when queried the result is 100% reliable. The current database enables detailed case management but is not robust enough to properly track data and spot trends in a timely manner. Currently, it takes much paper, pencil, and time to check the results of the current software. The current AID database functions to maintain day to day operations, but an improved database will help AID keep on top of trends such as those measured in this report card. The better AID keeps on top of these trends the more credibility AID has to alert service providers and others to watch for dangers and opportunities to safeguard people with intellectual disability.

Trend Going in Right Direction? ▲ Yes; ▼ No; ◀▶ Flat/ No Trend