

## 2013 Program Report Card: Adult Probation – (Judicial Branch)

### Quality of Life Result: Connecticut families live in safe communities.

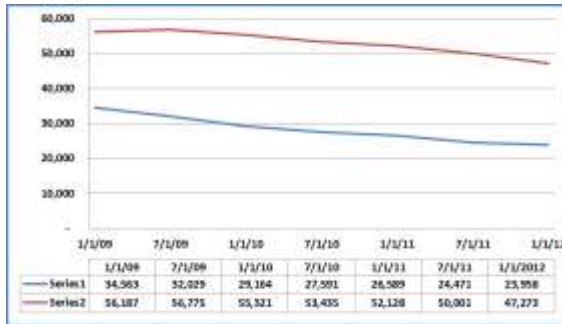
*Contribution to the Result:* The purpose of the Adult Probation program is to reduce the risk of recidivism, engage offenders in meaningful services, and ensure compliance with court orders thereby increasing the safety of communities.

Program Expenditures	State Funding	Federal Funding	Other Funding	Total Funding
Actual FY 13	\$56,863,463	\$0	\$2,349,258	\$59,212,721
Estimated FY 14	\$55,500,000	\$0	\$3,416,547	\$58,916,547

*Partners:* Criminal Justice System (Judges, prosecutors, public defenders / private attorneys), Treatment providers, other state agencies (DMHAS, DOC, DSS, DCF), Family members, State and Local business officials

### How Much Did We Do?

**Total and Active Probation Population Counts, 2009-2012**

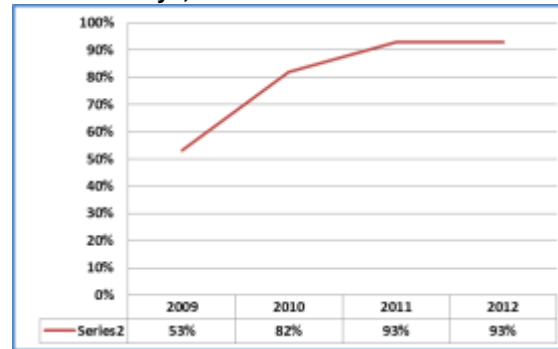


**Story behind the baseline:** Research in Connecticut suggests that manageable probation caseloads contribute to reductions in technical violations and re-arrest. Several factors, both legislatively- and agency-driven, have resulted in an eleven percent drop in the total number of people on probation and a 29 percent drop in the number of people under active probation supervision. A nationwide trend of decreasing arrest rates, and a state trend of decreasing incarcerations and probations has also contributed to this decrease.

Trend: ▲

### How Well Did We Do It?

**Probationers Starting Treatment within 30 Business Days, 2009-2012**

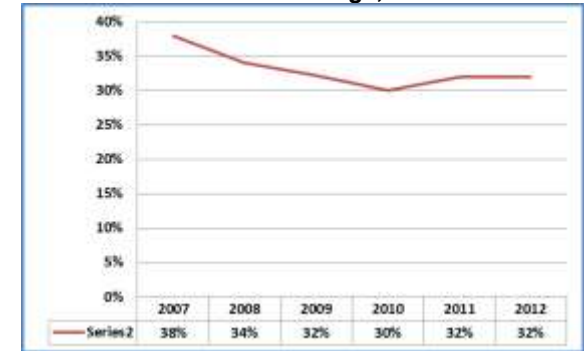


**Story behind the baseline:** Research suggests that timely access to appropriate treatment services is a contributing factor to positive offender behavior change. Through several operational initiatives, as well as greater collaboration with contracted treatment providers, the percentage of probationers who start treatment within 30 days after a case plan is established has increased by 40 percentage points in the past three years. CSSD hopes to continue this trend by increasing the use of Cognitive Behavioral Techniques (CBT therapy) in supervision.

Trend: ◀▶

### How Well Did We Do It?

**Technical Violation Percentage, 2007-2012**



**Story behind the baseline:** A Technical violation of probation involves the violation of probation conditions other than a new arrest (e.g. lack of restitution payments, absconding, and treatment refusal). The general trend for this measure is down, though there was a slight increase in technical violations in 2011.

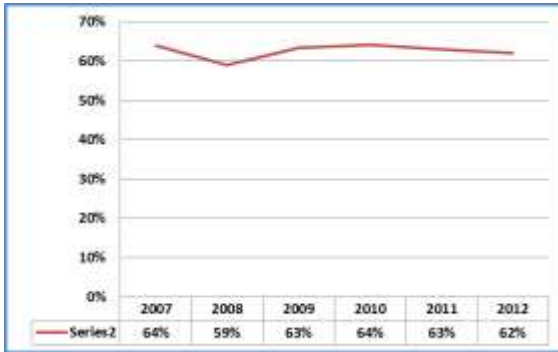
Trend: ◀▶

## 2013 Program Report Card: Adult Probation – (Judicial Branch)

**Quality of Life Result:** Connecticut families live in safe communities.

### Is Anyone Better Off?

#### Probation Completion Rate, 2007-2012

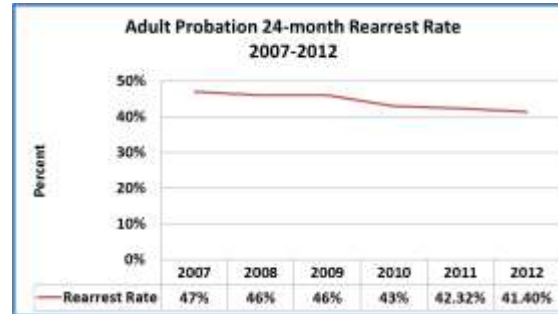


**Story behind the baseline:** This indicator measures the percent of probationers who complete probation without any violation or arrest activity. This trend has remained stable in four of the past five years.

Trend: ◀▶

### Is Anyone Better Off?

#### Probationer 24-Month Re-arrest Rate, 2007-2012



**Story behind the baseline:** Re-arrest rates are one of the best indicators of long-term behavior change in probationers. This indicator presents the rate at which probationers are re-arrested 24-months after beginning a probation sentence. Since 2009, re-arrest rates have shown a downward trend. In fact, the 41 percent re-arrest rate for 2012 is the lowest re-arrest rate on record since this measure was introduced in 2006. This 6 point drop in recidivism since 2007 translates into nearly 1800 fewer arrests of our probation clients. (based on 28,000 new probationers per year).

Trend: ▲

### Proposed Actions to Turn the Curve:

- The Judicial Branch will continue to stress the importance of graduated sanctions and the consistent application of operational policy, as well as the use of specialized caseloads for technical violators;
- Continued use of Early Termination of Probation as an incentive to increase compliance and behavior change;
- Smart Probation Grant – CSSD was awarded a federal grant that allows for increased concentration on improved assessment and client engagement skills, and to re-focus attention on the Quality Assurance process
- Department of Social Services Initiative Project to expedite the application and receipt of benefits for qualified probation clients.

### Data Development Agenda:

- Develop Risk Reduction Indicators for Specialized Caseloads
- Expand outcome information to better target information that relates to recidivism