

## OFA FACTSHEET

### Sales Tax Transfers to Various Funds

---

A portion of the sales and use tax is currently transferred from the General Fund into the following funds:

- Special Transportation Fund
- Municipal Revenue Sharing Account
- Tourism Fund
- Regional Performance Incentive Account

**Table 1.1** provides the estimated sales tax by fund as projected in the November 2022 Consensus report.

---

#### SUMMARY

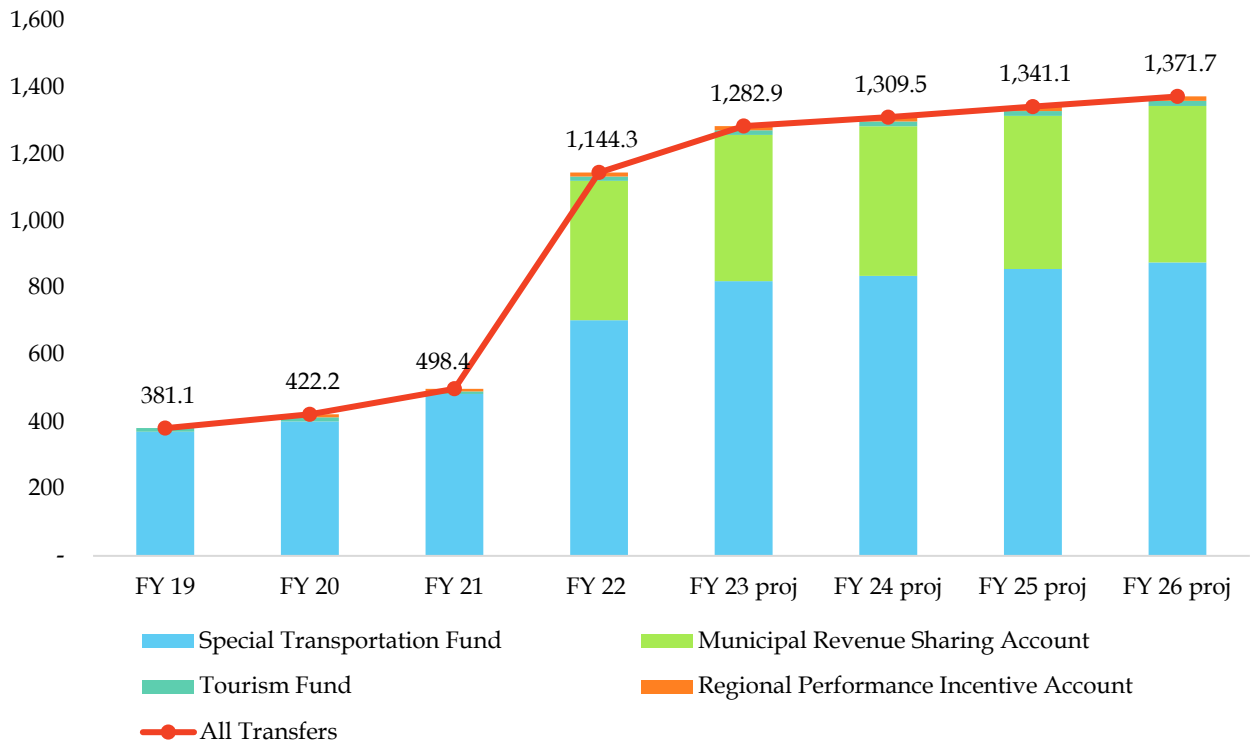
**Table 1.1** Sales and Use Tax - All Funds (November 2022 Consensus)  
In Millions of Dollars

Fund/Account	FY 22	FY 23 proj	FY 24 proj	FY 25 proj	FY 26 proj
<b>General Fund</b>	4,818.1	5,057.6	5,185.6	5,309.4	5,430.2
<b>Transfers:</b>					
Special Transportation Fund	703.4	820.1	835.9	856.1	875.7
Municipal Revenue Sharing Account	416.0	436.4	446.5	457.2	467.5
Tourism Fund	13.1	13.9	14.3	14.6	15.0
Regional Performance Incentive Account	11.8	12.5	12.8	13.1	13.5
<b>Subtotal Transfers</b>	<b>1,144.3</b>	<b>1,282.9</b>	<b>1,309.5</b>	<b>1,341.1</b>	<b>1,371.7</b>
<b>GRAND TOTAL</b>	<b>5,962.4</b>	<b>6,340.5</b>	<b>6,495.1</b>	<b>6,650.5</b>	<b>6,801.9</b>

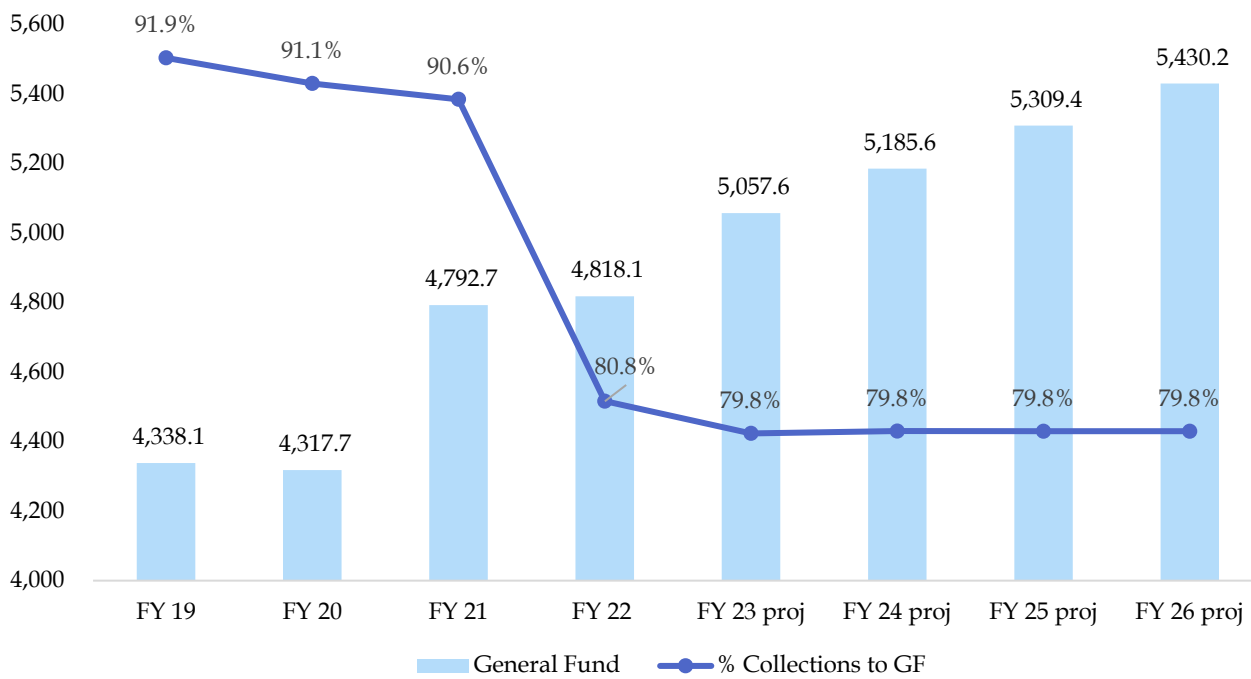
The figures on the following page summarize the total amount of sales tax transfers from the General Fund to all other funds (**Figure 1.2**) as well as the total amount remaining in the General Fund net those transfers (**Figure 1.3**).

---

**Figure 1.2** Estimated Sales and Use Tax for Non-GF (November 2022 Consensus)  
In Millions of Dollars



**Figure 1.3** Estimated Sales and Use Tax for the General Fund (November 2022 Consensus)  
In Millions of Dollars



## BACKGROUND ON TRANSFERS

**Special Transportation Fund.** The STF receives two transfers. The first is 0.5 percentage points of the 6.35% rate which was phased-in from FY 16 to FY 18. The second is a transfer of sales tax collected from motor vehicle (MV) sales. This transfer was phased-in beginning in FY 19 and reached 100% in FY 23 as noted in **Table 1.2** below.

**Table 1.2** Motor Vehicle Sales Tax Transfer Schedule<sup>1</sup>

In Millions of Dollars

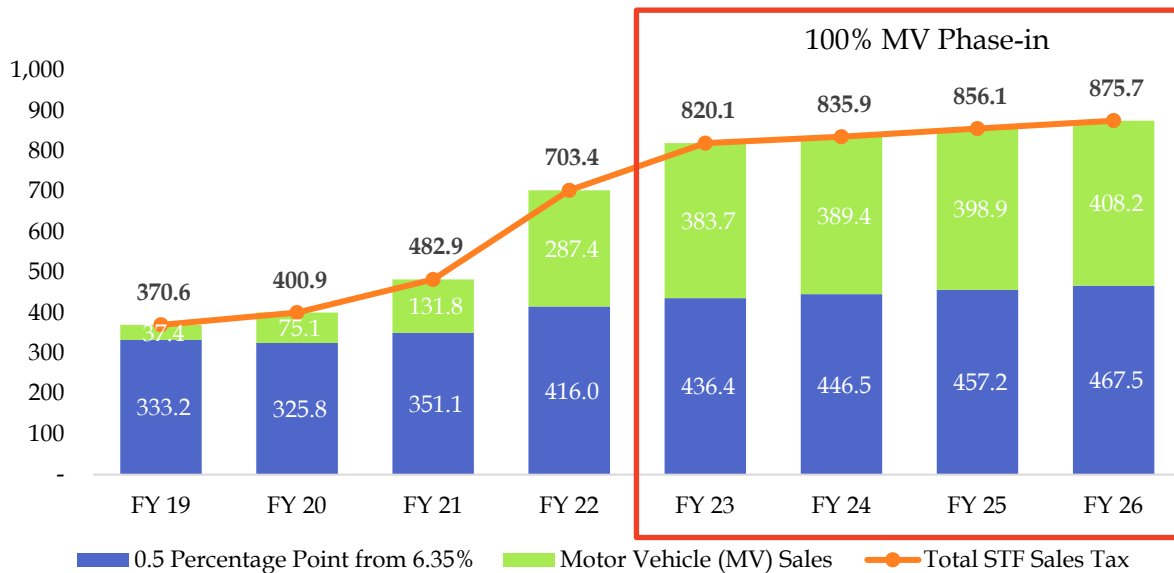
Diversion	FY 19	FY 20	FY 21	FY 22	FY 23
% Transfer	8%	17%	25%	75%	100%
Amount	37.4	75.1	131.8	287.4	383.7

<sup>1</sup> The Motor Vehicle Sales Tax transfer estimates do not include sales tax collected on casual sales through the DMV. Those collections are reported in a separate revenue line on the STF revenue schedule.

**Figure 1.3** below provides a comparison of the two transfers from the GF to the STF as estimated in the November 2020 Consensus.

**Figure 1.3** Special Transportation Fund Transfers (November 2022 Consensus)

In Millions of Dollars



**Tourism Fund.** This transfer includes 1.5 percentage points of the 15% room occupancy tax (or 10% of total collections).

**Regional Performance Incentive Account.** The RPIA receives two transfers: 1 percentage point of the 15% hotel tax rate (or 6.7% of total collections) and 1 percentage point of the 9.35% rental car rate (or 10.7% of total collections).

**Municipal Revenue Sharing Account.** The transfer began in FY 22 after multiple legislatively directed delays and includes 0.5 percentage points of the 6.35% rate (or 7.87% of collections).