

## 2012 Program Report Card: CT Department of Social Services, Transportation To Employment Independence

*Quality of Life Result:* All Connecticut working age residents have jobs that provide financial self-sufficiency.

*Contribution to the Result:* The Transportation To Work (TTW) program is designed to provide transportation assistance to families who earn less than 75% of SMI (TANF families), receive temporary cash assistance (TFA) or individuals receiving state administered general assistance (SAGA) who work or participate in employment preparation programs. The TTW Program reduced transportation barriers to employment for working poor.

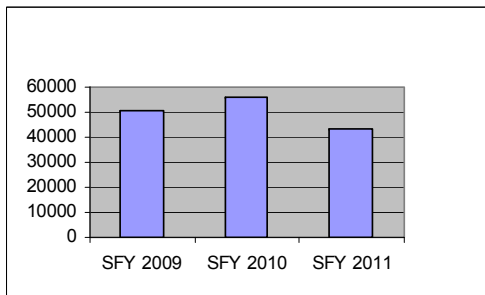
Program Expenditures	State Funding	Federal Funding *	Other Funding *	Total Funding
Actual FY 11	\$2,761,718			2,761,718
Estimated FY 12	3,118,753			3,118,753

*Partners:* Workforce Investment Boards, Council of Governments, CT Department of Transportation (DOT), CT Department of Labor (DOL) Jobs First Employment Services (JFES), and Transit Districts.

\*The state receives federal reimbursement for the TTW program. In FY 11, \$314,938 was received in federal revenue. It is estimated that \$113,803 will be received in FY 12.

### How Much Did We Do?

**Total number of participants served.**

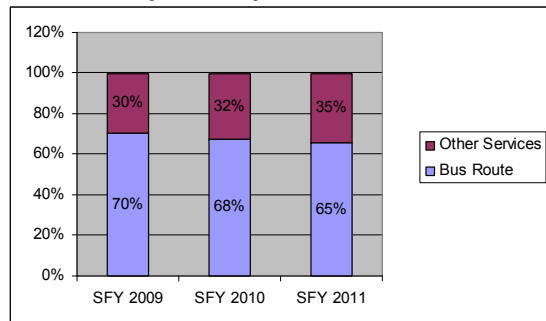


**Story behind the baseline:** The program continues to provide transportation for participants to engage in training and/or go to work. The number of participants receiving transportation assistance via bus passes, fixed bus routes, etc. has declined due to reduced funding.

Trend: ▼

### How Well Did We Do It?

**Percent spent on public bus services.**



**Story behind the baseline:** This chart demonstrates that program expenditures largely provide participants with public bus transportation. While public bus routes are surveyed, information on TFA clients' access is not formally documented. The department does not have sufficient data to demonstrate that public bus transportation is the most efficient use of funds.

Trend: ◀▶

### How Well Did We Do It?

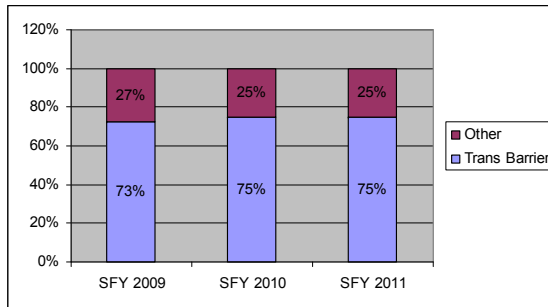
Trend: ▼

# 2012 Program Report Card: CT Department of Social Services, Transportation To Employment Independence

Quality of Life Result: All Connecticut working age residents have jobs that provide financial self-sufficiency.

## Is Anyone Better Off?

**Number of TFA – Jobs First Employment Services (JFES) clients with transportation barrier.**



### Story behind the baseline:

This chart demonstrates the percent of TFA-JFES clients who report transportation barriers at their initial barrier assessment by DOL has remained the same for the past three statistical years. Many of our TFA-JFES families do not have cars or vehicles and must rely on varying forms of transportation.

Trend: ◀▶

## Is Anyone Better Off?

Story behind the baseline:

## Proposed Actions to Turn the Curve:

- Collect data specific to participants who are working vs. participants in employment training.
- Analyze public bus expenditure to determine if that is the most appropriate use of DSS funds.
- Collect pre & post transportation barrier data for JFES client to determine if barrier has been resolved.

## Data Development Agenda:

The department will work with staff at DOL to develop new reports to assess regional transportation barriers and if/how they are resolved. Current barrier data is only collected at initial enrollment. DOL and the WIBS will collect data post training and employment to determine efficiency of program expenditures.