

FACTS *about* Connecticut Women

Facts About the Status of Women in Connecticut's Prison

Published by the
Permanent Commission on the Status of Women
with information supplied by the CT Department of Correction, December 2005

Project under the direction of
Barbara Potopowitz
PCSW Public Information Officer

Written and Charted by
Christa M. Homola
Legislative Secretary

Updated February 2006

FACTS *about* Connecticut Women

Introduction	3
Connecticut's Prison Population by Gender	4-5
Number of York Inmates by County	6
Number of York Inmates by Town	7
Legal Status of York Inmates	8
Racial Distribution of York Inmates	9-10
Age Distribution of York Inmates	11
Mental Health Classification for York Inmates	12
Education Level of York Inmates	13
York Inmates with Dependents	14
Offense Distribution for York Inmates	15
York Employees, All Classifications by Gender	16
York Employees by Job Classification and Gender	17
York Correction Officers by Gender	18

FACTS about Connecticut Women

Connecticut currently¹ has 18,150 inmates housed among 18 prisons. The state's female offenders are housed at the Janet S. York Correctional Institution located in Niantic. As Connecticut's only prison for women, York must accommodate women who have committed all offenses, including women awaiting trial who cannot afford bail. Therefore, the prison is classified as a maximum-security facility – level 5 - but also includes women who fall under security levels 2 through 4.

When our FACTS book was last published in 2002, York housed 1,239 prisoners. Today², 1,416 women are serving time there. Of the current³ inmate population,

- 41.81% of all inmates are White;
- 33.62% of all inmates are between 36 and 45 years of age;
- 69% of all inmates have dependents; 27% have 3 or more dependents;
- 52 inmates are awaiting deportation;
- More than 60% of the inmate population have a mild or moderate mental health disorder;
- 34% of the inmate population are from Hartford County;
- 24.82% of all inmates have a college degree; and
- The most common offense in 2005 is violation of probation or conditional discharge. This has been the most common offense reported for the past 3 years.

¹ As of July 2005

² As of December 2005

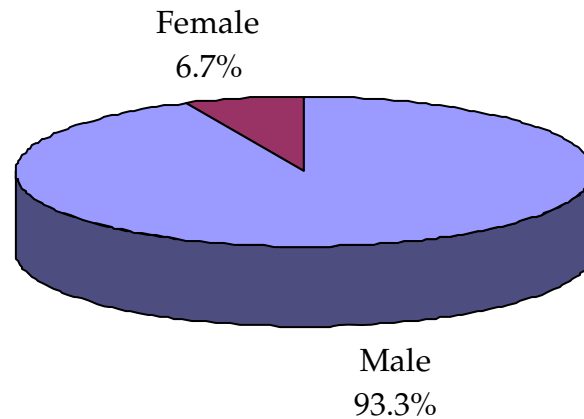
³ As of December 2005

Source: State of Connecticut Department of Correction

<http://www.ct.gov/doc/cwp/view.asp?a=1499&q=265454>

FACTS about Connecticut Women

Connecticut's Female Inmates, As a Percentage of the State's Total Inmates
2005

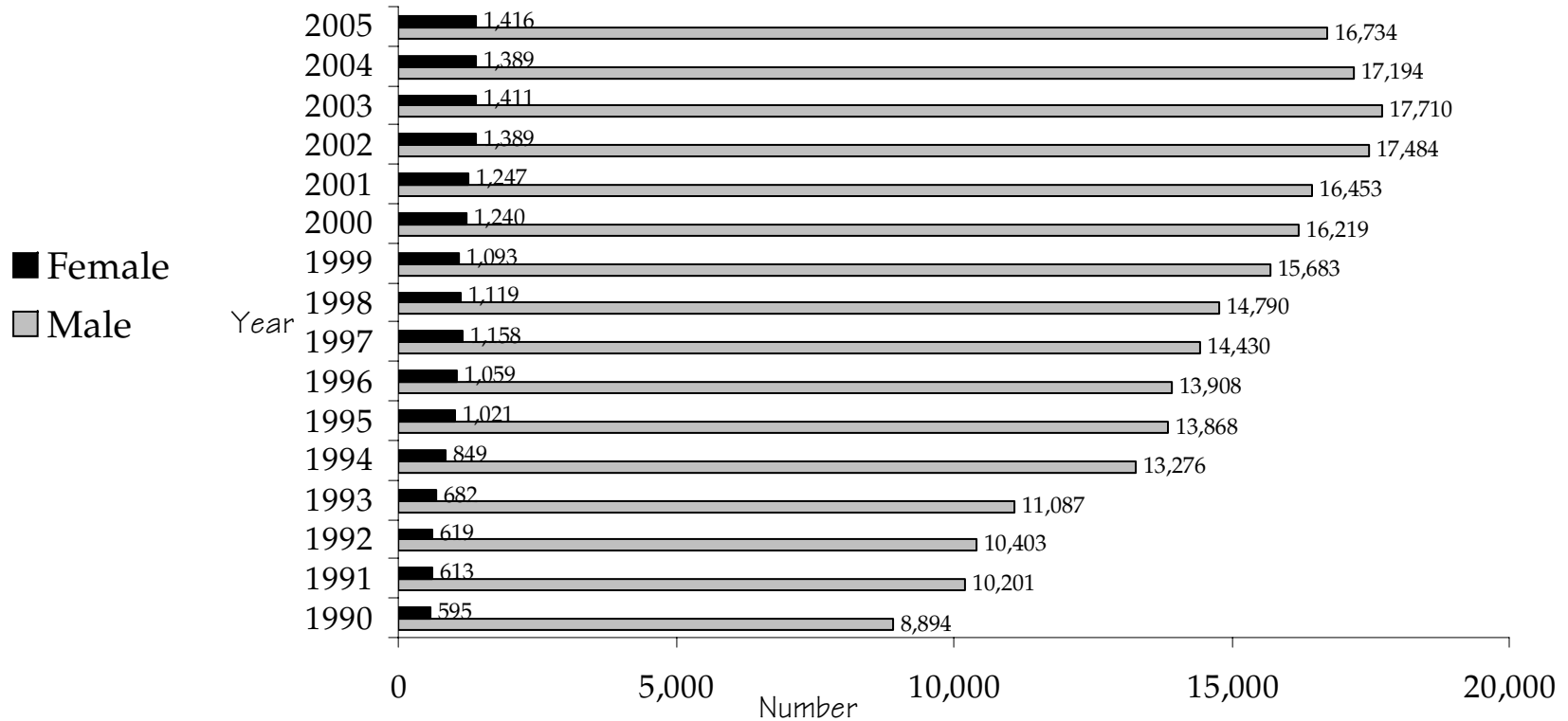


Source: Federal Bureau of Prisons (www.bop.gov)
August 27, 2005

FACTS about Connecticut Women

Connecticut's Incarcerated Population by Gender, 1990-2005

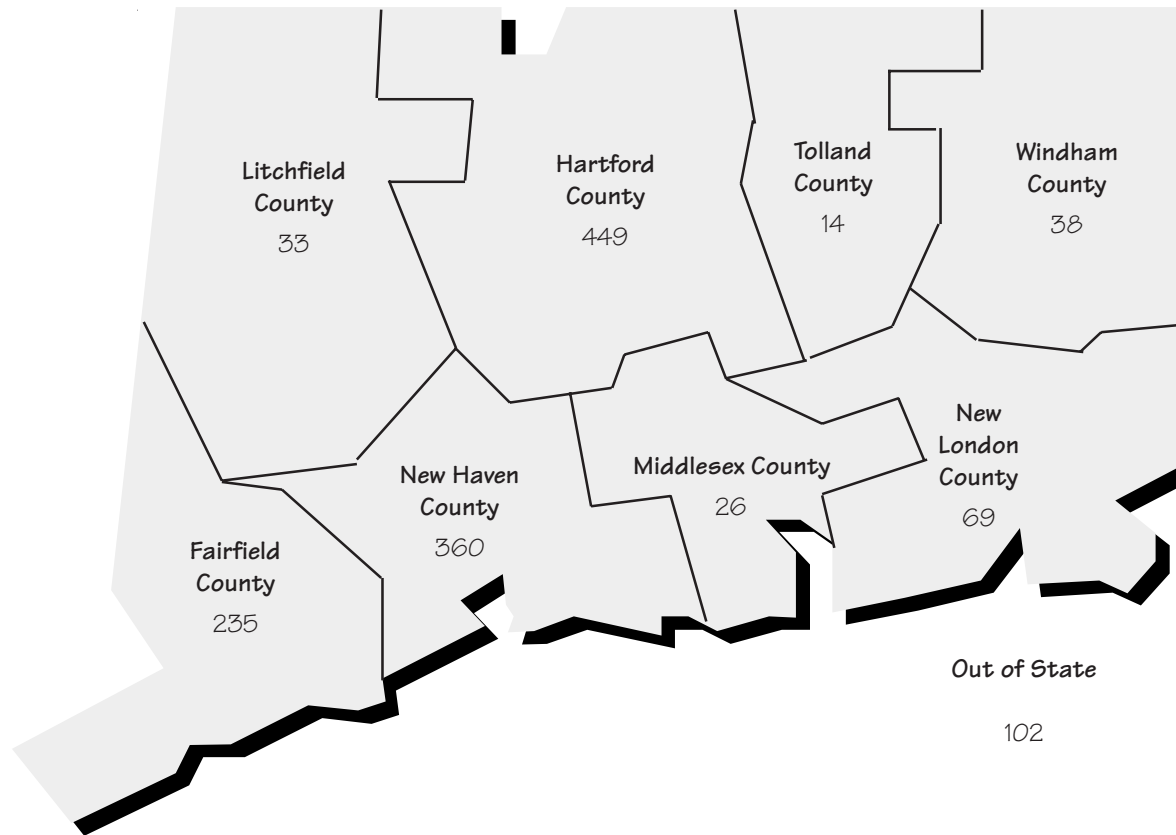
As of July 1 of Each Year



Source: State of Connecticut Department of Correction July 1, 2005

FACTS about Connecticut Women

Number of York Inmates by County, 2005



Source: State of Connecticut Department of Correction
December 8, 2005

FACTS about Connecticut Women

York Inmates by Town, 2005

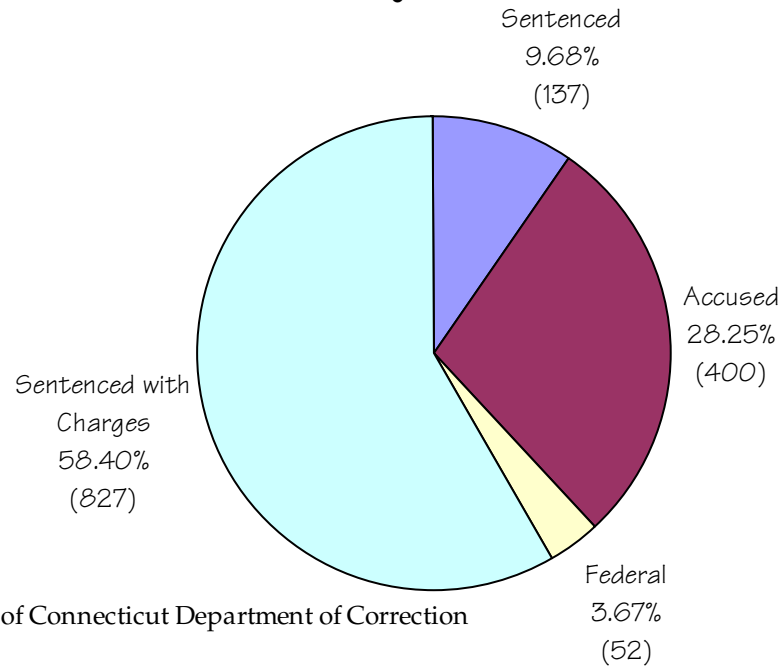
Ansonia	13	Danbury	36	Ledyard	4	Norwich	15	Stonington	6
Avon	2	Derby	4	Lisbon	2	Old Lyme	1	Stratford	3
Berlin	3	East Hampton	2	Manchester	34	Old Saybrook	1	Thomaston	2
Bethany	1	East Hartford	19	Meriden	31	Orange	2	Tolland	1
Bethlehem	1	East Haven	8	Middlefield	2	Plainfield	4	Torrington	12
Bloomfield	5	East Windsor	5	Middletown	16	Plainville	8	Trumbull	2
Bolton	1	Ellington	1	Milford	10	Portland	3	Vernon	6
Bozrah	1	Enfield	12	Montville	4	Preston	2	Wallingford	5
Branford	4	Fairfield	3	Naugatuck	9	Prospect	1	Warren	1
Bridgeport	127	Farmington	2	New Britain	64	Putnam	3	Waterbury	100
Bridgewater	1	Glastonbury	1	New Canaan	1	Roxbury	1	Waterford	4
Bristol	25	Greenwich	4	New Fairfield	3	Salisbury	1	West Hartford	4
Brookfield	1	Griswold	3	New Haven	133	Seymour	4	West Haven	18
Brooklyn	1	Groton	5	Newington	4	Sharon	1	Wethersfield	7
Canterbury	3	Guilford	4	New London	14	Shelton	4	Winchester	4
Cheshire	1	Hamden	5	New Milford	8	Southbury	1	Windham	22
Clinton	1	Hartford	240	Newtown	4	Southington	1	Windsor	10
Colchester	3	Hartland	1	Norfolk	2	South Windsor	1	Windsor Locks	1
Cornwall	1	Hebron	1	North Branford	1	Sprague	1	Wolcott	3
Coventry	2	Killingly	5	North Haven	1	Stafford	2	Woodbridge	1
Cromwell	1	Lebanon	2	Norwalk	28	Stamford	19		

Out of State 102

Source: State of Connecticut Department of Correction
December 8, 2005

FACTS about Connecticut Women

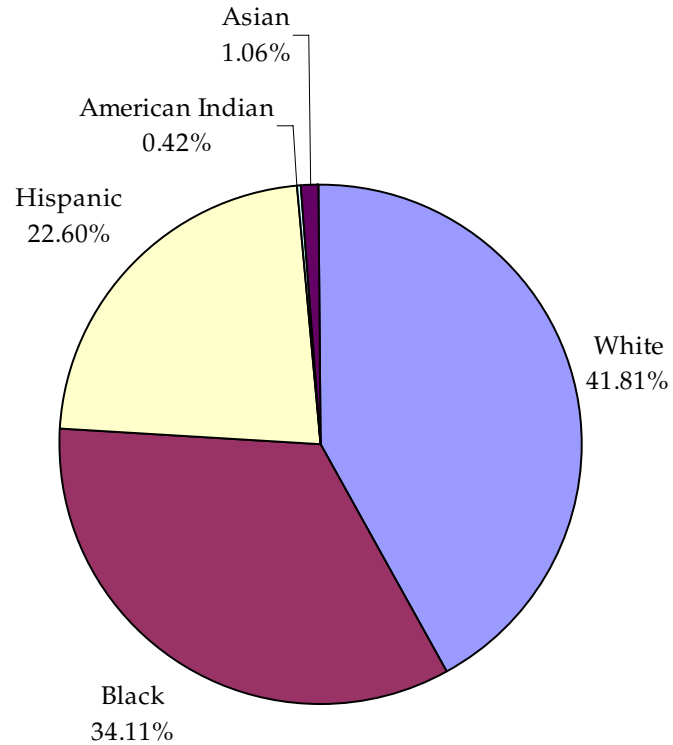
Legal Status of York Inmates Confined on July 1, 2005



Source: State of Connecticut Department of Correction
July 1, 2005

FACTS about Connecticut Women

Racial Distribution of Inmates at York CI
2005




Source: State of Connecticut Department of Correction
July 1, 2005

FACTS about Connecticut Women

Racial Distribution of Inmates at York CI, 2003-2005

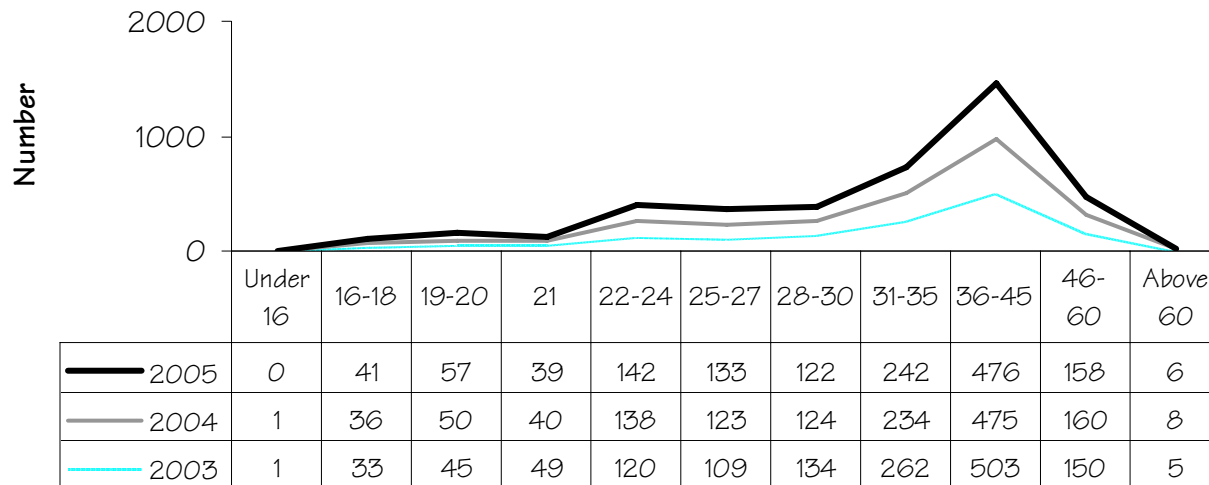
As of July 1 of Each Year



Source: State of Connecticut Department of Correction July 1, 2005

FACTS about Connecticut Women

Age Distribution of York Inmates
2003 - 2005
As of July 1 of Each Year

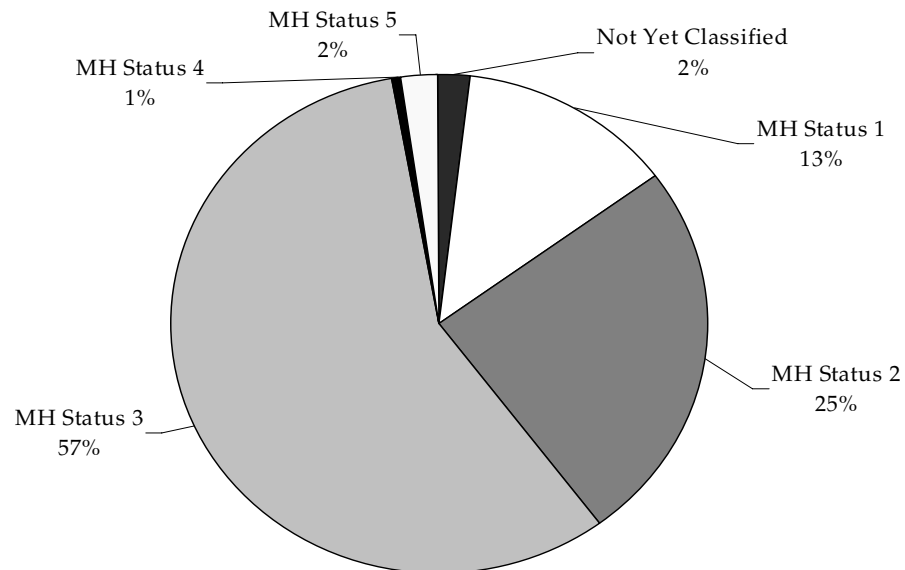


Source: State of Connecticut Department of Correction
July 1, 2005

Age Range

FACTS about Connecticut Women

Mental Health Classification for York Inmates, 2005



Not Yet Classified - Individual is new to the system and formal assessment has not yet been made.

MH Status 1 - These individuals have no mental health history or current need and may be characterized as emotionally stable.

MH Status 2 - These individuals have a history of mental disorder that is not currently active or needing treatment; or a current mild mental health disorder, not requiring treatment by a mental health professional.

MH Status 3 - These individuals have a mild or moderate mental health disorder (or severe mental health disorder under good control); may or may not be on a psychotropic medication.

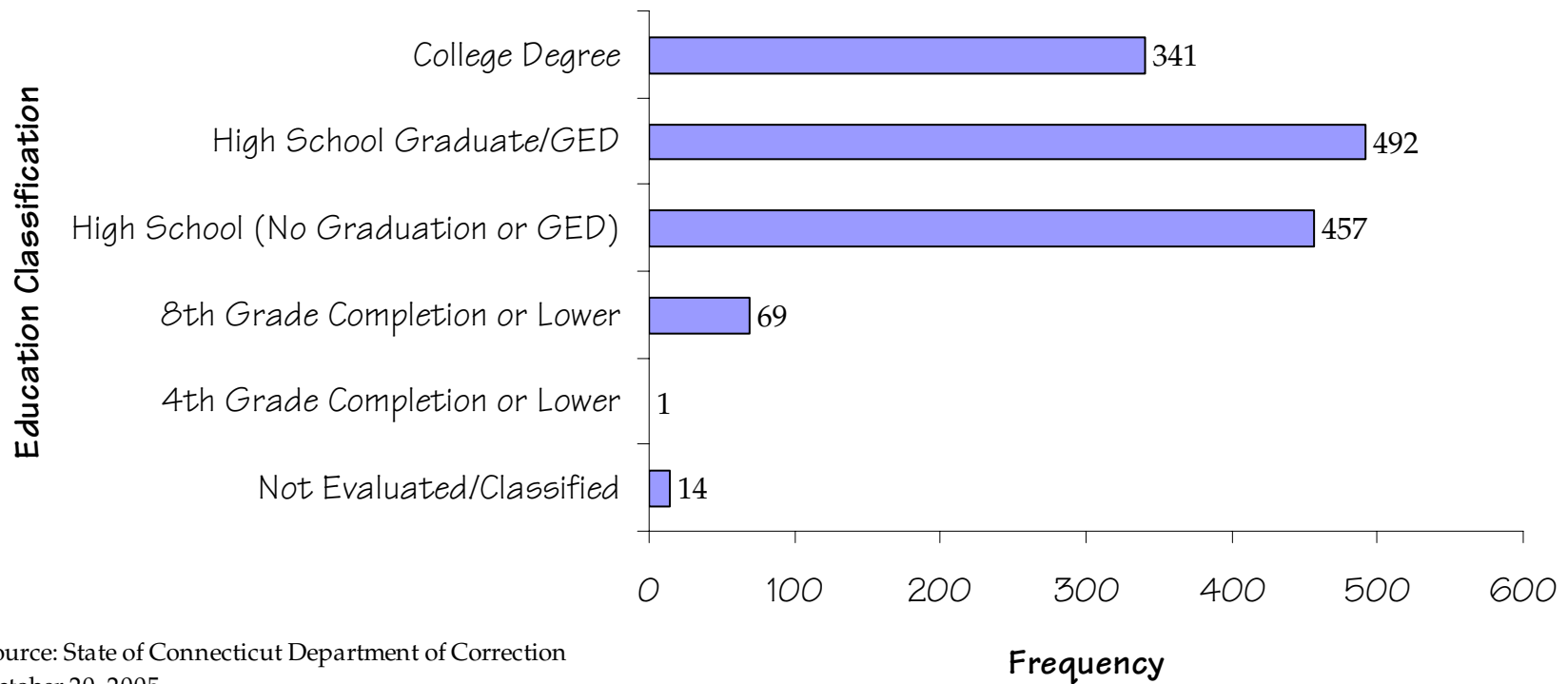
MH Status 4 - These individuals have a mental health disorder severe enough to require specialized housing or ongoing intensive mental health treatment; usually on psychotropic medications.

MH Status 5 - Crisis level mental disorder (acute conditions, temporary classification). Requires 24 hour nursing care.

Source: State of Connecticut Department of Correction, December 8, 2005

FACTS about Connecticut Women

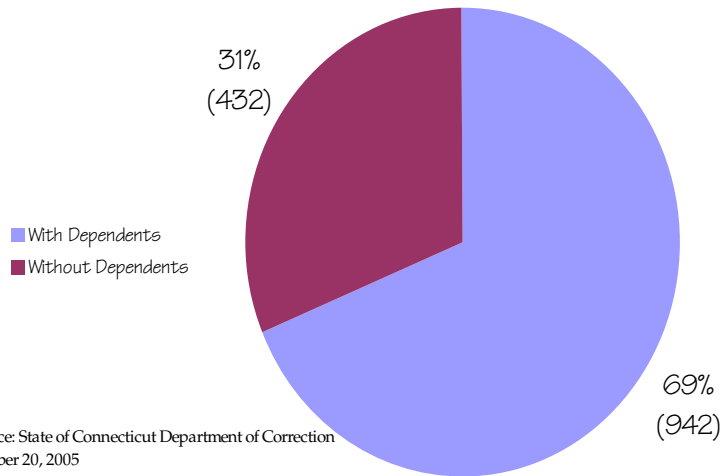
Education Level of York Inmates
Incarcerated on October 20, 2005



Source: State of Connecticut Department of Correction
October 20, 2005

FACTS about Connecticut Women

York Inmates with Dependents
As of October 20, 2005



Source: State of Connecticut Department of Correction
October 20, 2005

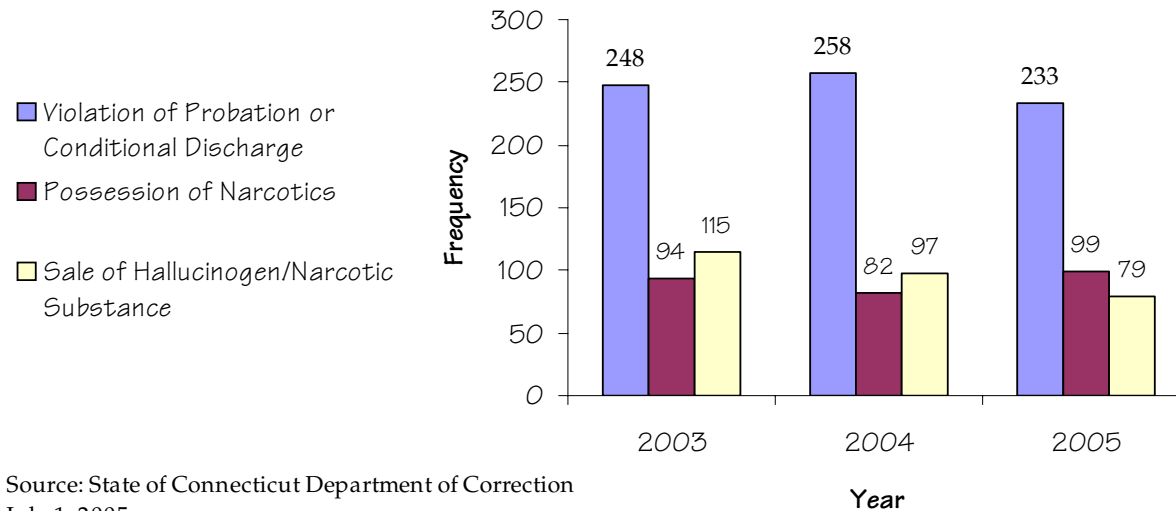
Number of Dependents	Frequency
0	432
1	310
2	266
3	221
4	93
5	31
6	11
7	3
8	4
9	3
Total Inmates	1,374

Please note that this data was collected on October 20, 2005, three months after the data represented in the graph titled, "Connecticut's Incarcerated Population by Gender." Therefore the total population at York is different; there were 1,416 inmates on July 1, 2005, as compared to 1,374 inmates on October 20, 2005.

FACTS about Connecticut Women

Of the 107 different offenses committed by York inmates as of July 1, 2005, the most common offenses were Violation of Probation or Conditional Discharge, Possession of Narcotics, and Sale of Hallucinogen/Narcotic Substance. These 3 offenses have been the most common for the past 3 years.

Offense Distribution for York Inmates
Top Three Offenses, 2003 - 2005

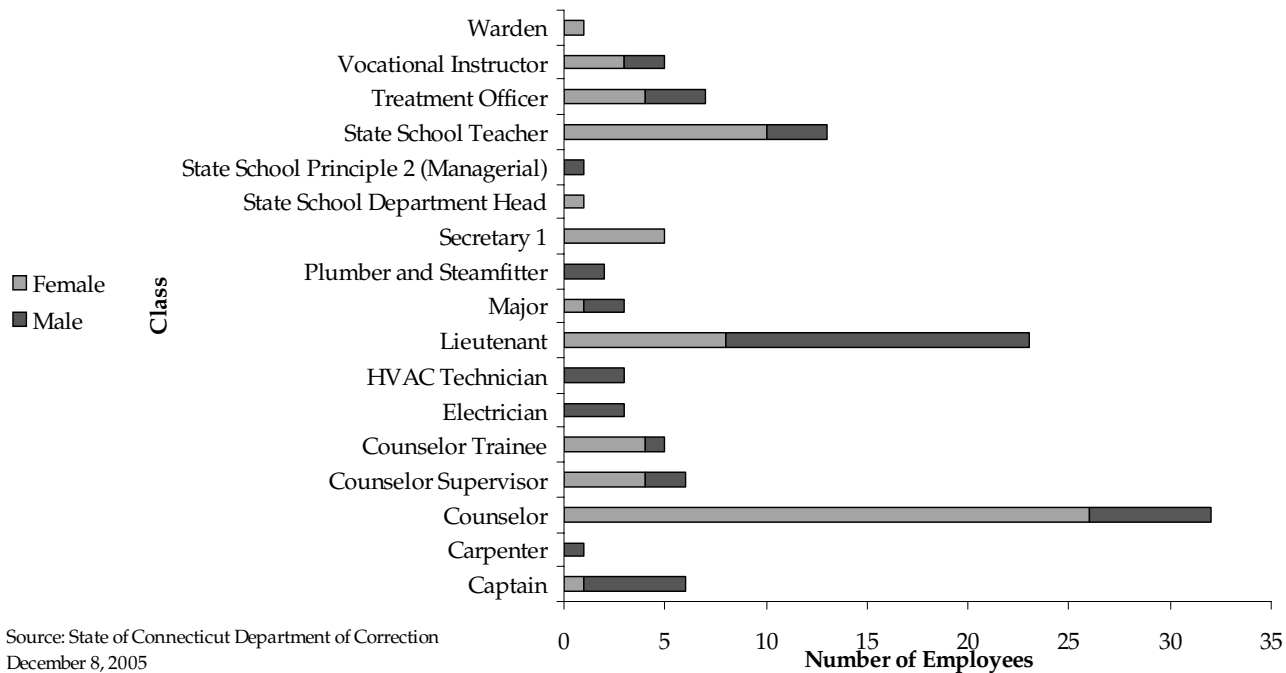


Source: State of Connecticut Department of Correction
July 1, 2005

FACTS about Connecticut Women

Although this booklet focuses on female inmates in Connecticut, it is interesting to note how many female staff members work with the state's female prisoners. There is a total of 502 staff members at York; this includes all classifications – custody, healthcare, counselors, teachers, maintenance and office staff. Below is the gender composition of several job classifications at York.

York CI Employees, Selected Classes by Gender, 2005



FACTS about Connecticut Women

York Employees by Job Classification and Gender, 2005

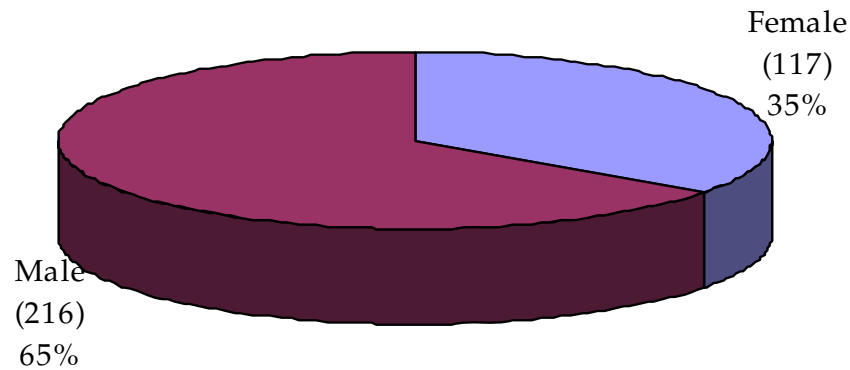
	Female	Male		Female	Male
Administrative Assistant	2	0	Laundry Supervisor 2 (Data Entry)	0	1
Associate Chaplain	1	0	Laundry Supervisor 2 (Lauderer)	1	0
Automated Systems Specialist	0	1	Lead Mail Handler	1	0
Chaplain	1	2	Lieutenant	8	15
Captain	1	5	Maintenance Supervisor	0	3
Carpenter	0	1	Major	1	2
Correction Officer	117	216	Office Assistant	1	0
Counselor	26	6	Plumber and Steamfitter	0	2
Counselor Supervisor	4	2	Pupil Services Specialist	1	0
Counselor Trainee	4	1	Recreation Supervisor	1	0
Electrician	0	3	Secretary 1	5	0
Electrician Technician	0	1	Secretary 2	4	0
Food Service Manager	0	2	Social and Human Services Worker	2	0
Food Service Supervisor 1	1	2	State School Department Head	1	0
Food Service Supervisor 2	3	11	State School Principle 2 (Managerial)	0	1
Food Service Supervisor 3	0	2	State School Teacher	10	3
General Maintenance Officer	0	6	Stores Supervisor	0	1
HVAC Technician	0	3	Treatment Officer	4	3
Identification and Records Specialist	3	0	Vocational Instructor	3	2
Laundry Supervisor 1 (Data Entry)	2	0	Warden	1	0

Total Female: 209 Male: 297

Source: State of Connecticut Department of Correction
December 8, 2005

FACTS about Connecticut Women

York Correction Officers by Gender, 2005



Source: State of Connecticut Department of Correction
December 8, 2005

FACTS **about** **Connecticut** **Women**

Commissioners

Susan O. Storey, Chairperson
Cindy R. Slane, Vice-Chair
Jean L. Rexford, Treasurer
Adrienne Farrar Houel, Secretary

Marcia A. Cavanaugh
Anne Dailey
Barbara DeBaptiste
Carrie L. Gallagher
Sandra Hassan
Patricia T. Hendel
Tanya Meck
Robin L. Sheppard
Patricia E.M. Whitcombe

Staff

Leslie Gabel-Brett, Executive Director
Barbara Potopowitz, Public Information Officer
Natasha M. Pierre, Associate Legislative Analyst
Lisa Sementilli, Policy and Special Projects Director
Michelle Noehren, Legislative Assistant
Rosemary Lopez, Administrative Resource Coordinator
Lillie Wright, Senior Administrative Assistant
Christa M. Homola, Legislative Secretary

Nontraditional Employment for Women (NEW) Program Staff

Doreen Fredette, Program Manager
Jeanne Miner, Administrative Assistant



Connecticut General Assembly
Permanent Commission on the Status of Women

18-20 Trinity Street ■ Hartford, CT 06106
Phone: 860.240.8300 ■ Fax: 860.240.8314
e-mail: pcsw@cga.ct.gov ■ website: www.cga.ct.gov/pcsw